

«Урок иностранного языка 21 века»

Мистюрина Ирина Юрьевна

учитель английского языка

АОУ СОШ №4 имени Г.К. Жукова

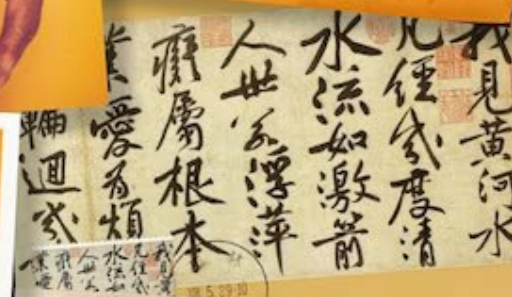

Master class

«Writing postcards»



WORLD POSTCARD DAY

1/OCT




In 1869 in October, 1st Austro-Hungarian Empire put out the first postcard.



Three years later in 1872 on the 25th of March the first postcard was printed in Russia. So, this year we celebrate the 150 years from the beginning of sending postcards in our country.

The first postcards in Russia



We like **UCHi.RU**

A1 Basic (5 класс)

🔊 КАК ЭТИМ ПОЛЬЗОВАТЬСЯ?

✓ Back to school

Unit 1

● ABC. Colours. Numbers

● Sentence. Word order

✓ Days of our lives

Unit 2

● School subjects

● Days of the week. Preposition...

✓ My things

Unit 3

● Classroom and personal things

● Grammar revision

● Reading skills

● Listening skills

^ Friends forever

Unit 4

● Capital letters

● Countries and nationalities

● Listening skills

Capital letters

The rules of capitalisation

Vocabulary 2 cards

Countries and nationalities

Countries: the USA, Russia, Canada, France, India, Italy, Great Britain, Japan, Germany, China, Brazil, the Netherlands

Nationalities and languages: suffixes -ese, -ian, -an, -ish

Expressions: I'm from China / I'm Chinese, I speak Chinese

Vocabulary 3 cards

Listening skills

Listening for details: time and place

Skills 2 cards





Label the countries



Canada

the USA

Russia

Показать клавиатуру для интерактивной доски

Card 1 ⌚ 15m



Countries

ОТКРЫТЬ

Card 2 ⌚ 9m

Nationalities

Card 3 ⌚ 6m




Languages


↔ К ТРЕНИРОВКЕ

Назад




Click on the pictures to flip^o



 the USA



 Russia




 Canada

Назад



Label the countries



Italy

France

India

Назад



Label the countries



Great Britain



Germany




Japan

Назад



Label the countries



Brazil

the Netherlands

China

Назад



Click on the pictures to flip



China



Brazil



the Netherlands







Next >


Назад




Match the pairs



Great Britain		Canada	
		Germany	Brazil
France		China	



TO:



Email writing rules ***(Postcard writing rules)***

Hello, (friend's name),

Thanks a lot for your postcard.

**Information about yourself, your family, the latest news,
something interesting about your hobby or pets, about
the place you live in or your are travelling about, about
Russia and your friends.**

Best wishes,

Your name

Possible postcard examples

Level 1 (Beginners)


Dear mum,

I am _____ to you from London the _____ city of United Kingdom. London is situated on the river Thames. It has many places to visit. Yesterday we _____ the Tower of London. And today we are going to explore London from the famous _____. London is a great place to have _____.

Best wishes,
your _____

London Eye, writing, visited, capital, son / daughter, fun.

TO:





Level 2 (Elementary)

TO:

Capital of the United Kingdom
The Thames
Landmarks of London
Westminster Abbey
Buckingham Palace
Tower Bridge
Houses of Parliament
St. Paul's Cathedral

Necessary verbs
enjoy
walk
visit
to be situated
to be interested in





THANK YOU FOR YOUR ATTENTION.
HAVE A GREAT DAY!