

**Интерактивные элементы  
на уроках английского языка  
как средство достижения  
образовательных результатов**

Малявина И.В.,  
учитель английского языка  
МАОУ гимназия №5,  
МО г.Новороссийск

*Интерактивные задания на уроках английского языка при помощи цифровых образовательных ресурсов, образовательных платформ:*



- Wordwall
- Genially
- Взнания
- Miro

# Wordwall.net

body - Учебные ресурсы

https://wordwall.net/ru/community?localeId=1049&query=body

Поиск

Яндекс Почта Часто посещаемые Начальная страница Маришка Оплата Обучение Kid's box Спорт Exams https://englishclubpa... SaveFrom.net Helper Другие закладки


Wordwall Быстрее создавайте лучшие уроки Главная страница Функции **Сообщество** Мои занятия Мои результаты Создать занятие И malyvirina

## Сообщество

body

10000+ результатов для 'body'

Вы ищете страницу профиля Body ?



head	eyes	mouth	legs	arms
nose	foot	ears	hair	fingers
feet	tooth	teeth		

This is my ...      These are my ...

**Body parts. This is/ These are**  
Классификация от [Olgabalitskaya](#)

Body


I'm wearing...



A a vest  
B a hat  
C a dress



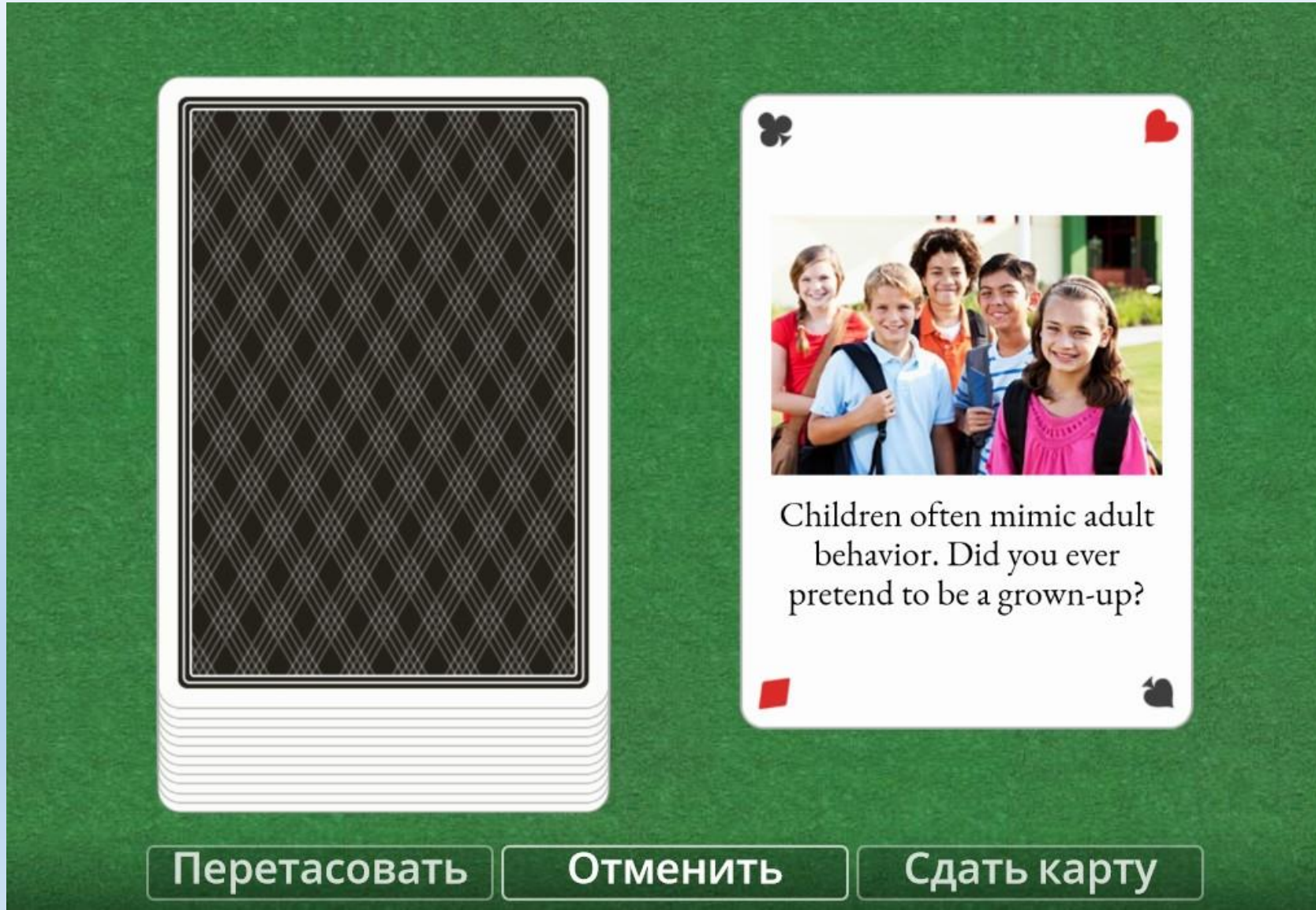
Touch your



g f i e r n

# Wordwall.net

- Работа над устной речью (обсуждение темы, ответы на вопросы)



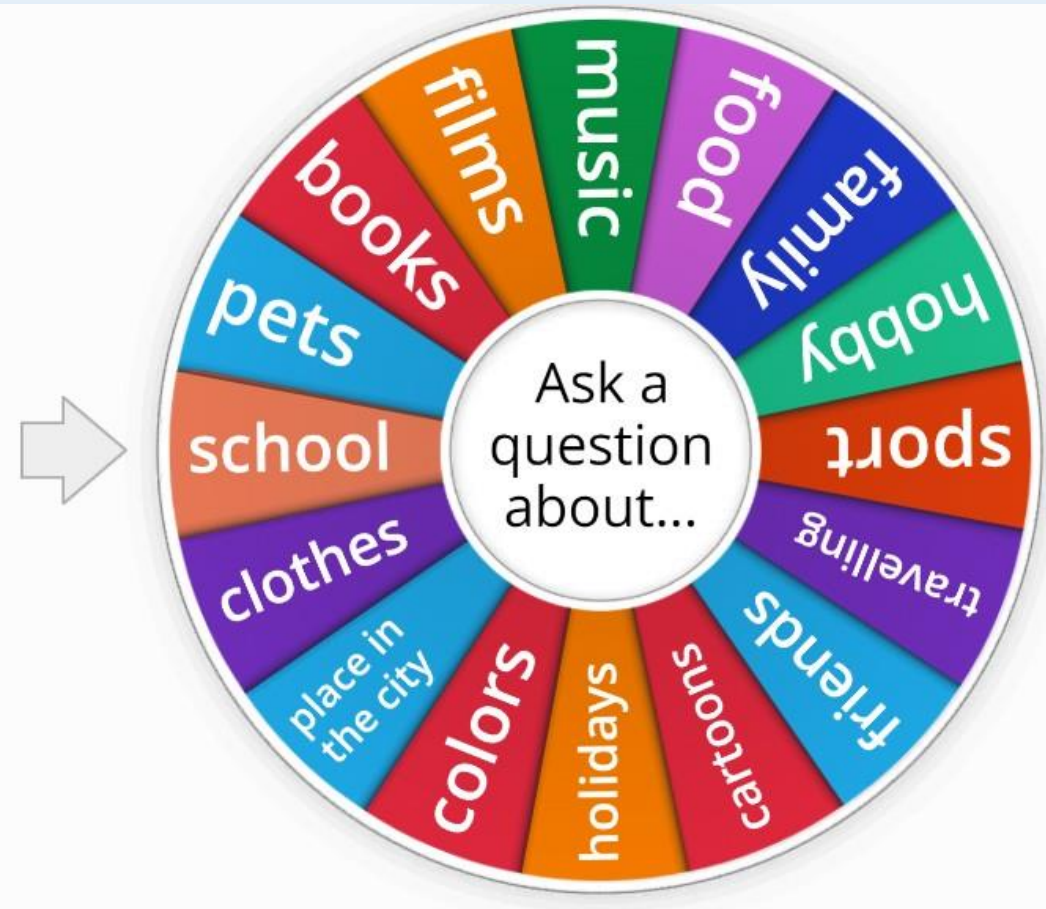
The image shows a digital game interface on a green background. On the left is a stack of cards with a black and white diamond pattern. On the right is a selected card with a white background and a red heart icon in the top right corner. The card features a photograph of five smiling children (three boys and two girls) in school uniforms. Below the photo is the text: "Children often mimic adult behavior. Did you ever pretend to be a grown-up?". At the bottom of the screen are three buttons: "Перетасовать" (Shuffle), "Отменить" (Cancel), and "Сдать карту" (Deal card).

# Wordwall.net

- Работа над устной речью (обсуждение темы, ответы на вопросы)



Раскрутить его



Раскрутить его

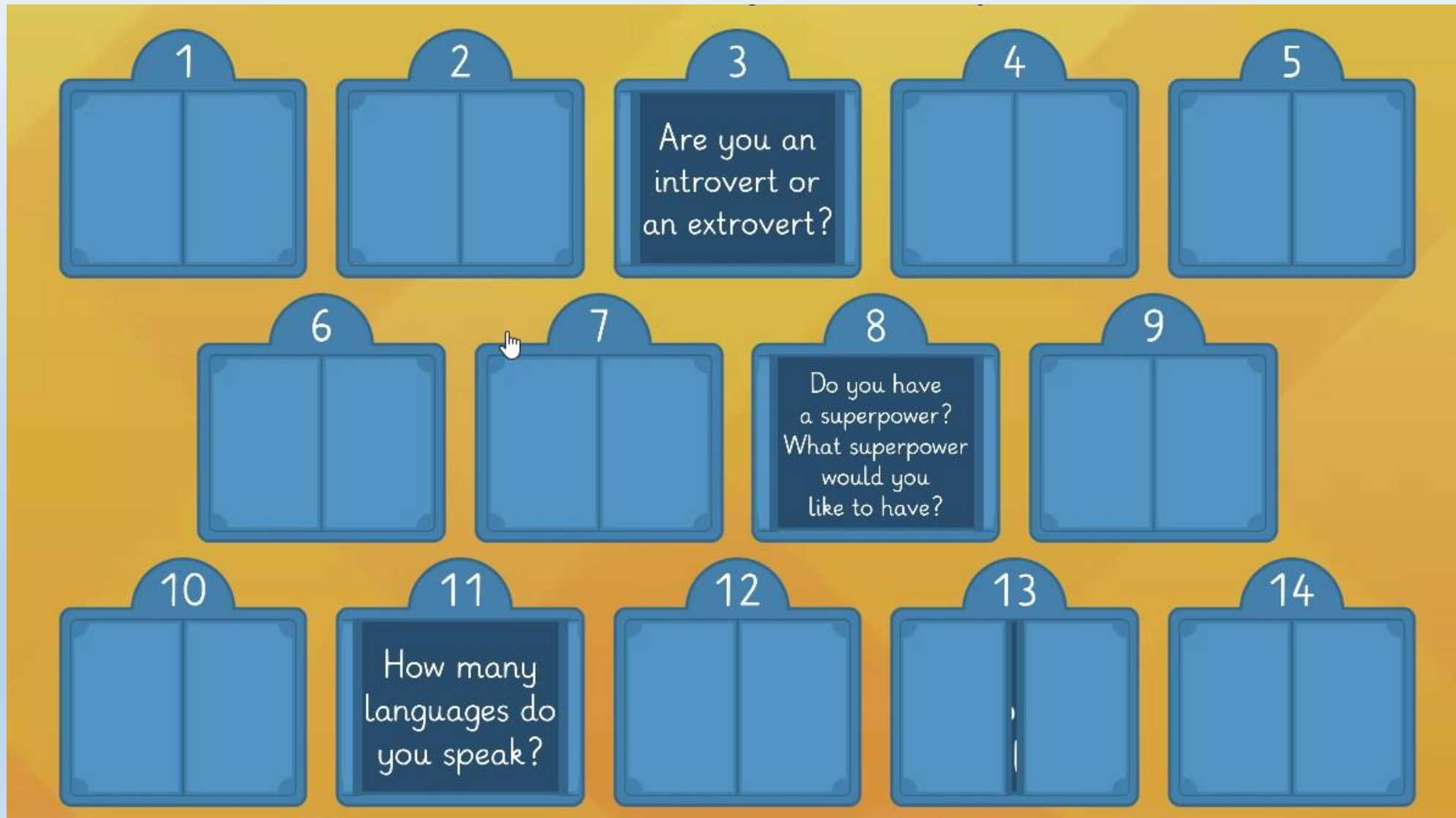
# Wordwall.net

- Работа над устной речью (обсуждение темы, ответы на вопросы)



# Wordwall.net

- Работа над устной речью (обсуждение темы, ответы на вопросы)



# Wordwall.net

- Работа над устной речью (обсуждение темы, ответы на вопросы)

Oh,  
we work  
together.

Yes, let's  
keep in  
touch.

I'm an  
architect.

Yes, it  
was OK.  
I didn't  
do much.

Yes, I'll  
probably  
see you on  
Wednesday.

No, I'm  
just  
visiting.



Yes, it was  
terrible.  
We lost  
3-0.

Hi, nice  
to meet  
you.

Woodbridge.  
It's a small  
town near  
Ipswich.

Yes, it's  
lovely.

I'd love  
a coffee,  
thank you.

It was nice  
to meet  
you too.



# Wordwall.net

- Формирование языковой компетенции (работа с лексикой)

## Flashcards



# Wordwall.net

- Формирование языковой компетенции (работа с лексикой)

## Flashcards



# Wordwall.net

- Формирование языковой компетенции (работа с лексикой)

## Диаграмма с меткой

0:08

knee

stomach

hip

shoulder

toes

neck

leg

wrist

arm

head

elbow

fingers

ankle


Отправить ответы

# Wordwall.net

- Формирование языковой компетенции (работа с лексикой)

## Анаграмма

0:11 ✓ 0



n e g f r i

☰ ◀ 1 из 12 ▶ 🔊 🗨

The image shows a digital interface for a word game. At the top left, there is a timer showing '0:11' and a checkmark with the number '0'. In the center, there is a cartoon illustration of a hand with the index finger pointing upwards. Below the illustration, there is a horizontal row of six dark grey rectangular tiles, each containing a white letter: 'n', 'e', 'g', 'f', 'r', and 'i'. At the bottom of the interface, there is a navigation bar with a menu icon (three horizontal lines), a left arrow, the text '1 из 12', a right arrow, a speaker icon, and a speech bubble icon.

# Wordwall.net

- Формирование языковой компетенции (работа с лексикой)

## Тесты

0:08 ✓ 0

# I'm wearing...



A jeans

Б a hat

В a dress

☰ 1 из 10 🔊 ✖

# Wordwall.net

- Формирование языковой компетенции (работа с лексикой)

## Угадай буквы

0:46 ✓ 0

f i g e

B C D  
H J  
K L N  
P Q R  
U V W Y  
Z

# Wordwall.net

- Формирование языковой компетенции (работа с лексикой)

## Поиск слов



# Wordwall.net

- Формирование языковой компетенции (работа с лексикой)

## Сопоставить

0:03

nose	ears	face	fingers	elbow	eyes	hands
arms	knees	head	toes	neck	legs	mouth

Отправить ответы

☰ 🔊 🗖



# Wordwall.net

- Формирование языковой компетенции (работа с лексикой)

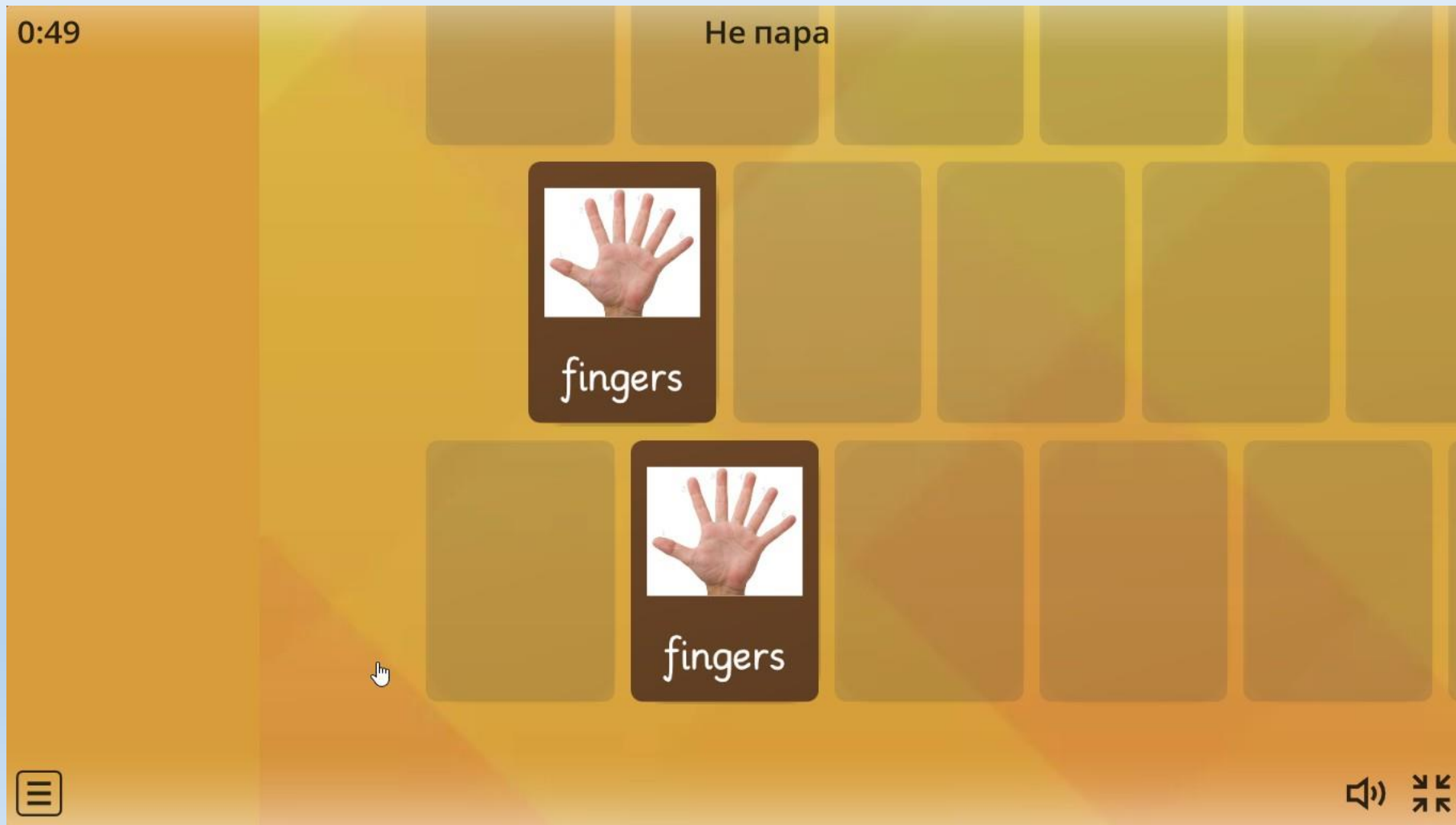
## Сбить воздушный шар



# Wordwall.net

- Формирование языковой компетенции (работа с лексикой)

## Совпадающие пары (мемори)



# Wordwall.net

- Формирование языковой компетенции (работа с лексикой)

## Кроссворд

Выберите слово




A crossword grid with 15 numbered squares indicating the start of words. The grid is composed of empty squares. The numbers are: 1 (horizontal), 2 (vertical), 3 (vertical), 4 (horizontal), 5 (horizontal), 6 (vertical), 7 (horizontal), 8 (horizontal), 9 (vertical), 10 (horizontal), 11 (vertical), 12 (horizontal), 13 (vertical), 14 (horizontal), 15 (horizontal). A small keyboard icon is visible at the bottom left.


Введите буквы

9

КИСТЬ РУКИ



The crossword grid from the previous image, but with the word "КИСТЬ РУКИ" entered into the squares corresponding to the numbers 9, 10, 11, 12, 13, 14, and 15. The word is written in uppercase Cyrillic letters. The rest of the grid is empty.



A virtual keyboard interface with Cyrillic characters. The top row contains: q, w, e, r, t, y, u, i, o, p. The second row contains: a, s, d, f, g, h, j, k, l. The third row contains: a shift key (up arrow), z, x, c, v, b, n, m, and a left arrow key. The bottom row contains: a dropdown arrow, the letters "абв", a spacebar, and the "Ввод" (Enter) key.

# Wordwall.net

- Формирование языковой компетенции (работа с грамматикой)

## Составить предложения из слов



0:30 ✓ 0

this 6 morning o'clock I at asleep was .

☰ ◀ 1 из 14 ▶ 🔊 ↕

The screenshot shows a mobile application interface for a word scramble game. At the top left, there is a timer showing '0:30'. At the top right, there is a checkmark and the number '0'. The main area of the screen is a yellow background with a grid of words in dark grey boxes: 'this', '6', 'morning', 'o'clock', 'I', 'at', 'asleep', and 'was'. A period follows the last word. At the bottom, there is a navigation bar with a menu icon (three horizontal lines), a left arrow, the text '1 из 14', a right arrow, a speaker icon, and a full-screen icon (four arrows pointing outwards).

# Wordwall.net

- Формирование языковой компетенции (работа с грамматикой)

## Составить предложения из слов



1:11 ✓ 0

I was asleep at 6 o'clock this morning.

+1 +1

1 из 14

⌵ ⌶ 🔊 🔍

The screenshot shows a digital game interface on a yellow background. At the top left, a timer displays '1:11'. At the top right, there is a checkmark and the number '0'. The main area features a sentence 'I was asleep at 6 o'clock this morning.' where each word is contained within a green rectangular block. Above the words 'this' and 'morning', there are '+1' icons. A mouse cursor is positioned over the word 'morning'. At the bottom, there is a navigation bar with a hamburger menu icon on the left, a central indicator '1 из 14' with left and right arrow icons, and a speaker icon and a full-screen icon on the right.

# Wordwall.net

- Формирование языковой компетенции (работа с грамматикой)

## Тесты

0:03 ✓ 0

Maya ... watch  
TV on Mondays.

А doesn't      Б didn't

☰ ◀ 1 из 10 ▶ 🔊 🗉

# Wordwall.net

- Формирование языковой компетенции (работа с грамматикой)

## Тесты

ИГРА ЗАВЕРШЕНА

---

Баллы    Время  
**5 / 10**    **1:50**

---

Таблица лидеров  
Показать ответы  
Начать заново

Показать ответы

1	Maya ... watch TV on Mondays.	doesn't ✓
2	Inna ... at the cinema yesterday.	did ✗    was ✓
3	Olya ... often play basketball.	doesn't ✓

# Wordwall.net

- Формирование языковой компетенции (работа с грамматикой)

## Пропущенное слово

0:06

◀ 1 из 2 ▶

go	There were
buyed	There was
took	drunk
spended	ran
ate	fed
Do	bought
taked	drank
run	aet
went	spent
feeded	Did

Last summer week we  to the park with old friends of mine. We , talked a lot and laughed. After that, we  some pizza and  fresh juice. Why didn't you join us? We  great time in the park and then went to the zoo.  a lot of exotic animals there. I  a lot of pictures and shared with everyone. We  seeds for birds and  them with pleasure.  you visit a zoo last summer?



# Wordwall.net

- Формирование языковой компетенции (работа с грамматикой)

## Групповая сортировка

0:05

hope	help	ask
suggest	recommend	avoid
learn	dislike	decide
promise	finish	fancy
discuss	mind	keep
plan	want	agree
would like	enjoy	

Gerund (going)


Infinitive (to go)


Отправить ответы



# Wordwall.net

- Формирование языковой компетенции (работа с грамматикой)

## Групповая сортировка

0:02

dry	miss	cook
study	guess	multiply
go	cry	wear
work	carry	wash
watch	buy	serve
fly	help	hurry
brush	sell	make
do	bake	pay
fix	play	press

-s

-es

-ies

Отправить ответы

Present Simple (third person)

Поделиться

# Wordwall.net

- Формирование языковой компетенции (работа с грамматикой)

## Викторина «Игровое шоу»

The screenshot shows a quiz interface on a dark background. At the top left, a timer displays '0:07'. At the top right, a score indicator shows '✓ 0'. The main question is '... you go to the cinema yesterday?' in a white, cursive font. Below the question is a large image of a cinema interior with red seats, a popcorn bucket, and a film reel. The image has 'CINEMA MOVIE TIME' text and a watermark 'shutterstock'. Below the image is the URL 'www.shutterstock.com · 524732656'. To the right of the image are four answer options in colored boxes: 'A Did' (blue diagonal stripes), 'Б Does' (green vertical stripes), 'B Are' (yellow polka dots), and 'Г Yes, I did.' (purple wavy pattern). To the right of these options are three small icons: 'Баллы x2' (red), '50:50' (green and white stripes), and 'Дополнительные шансы' (red and white). At the bottom left is a menu icon (three horizontal lines). At the bottom center is '1 из 10'. At the bottom right are a speaker icon and a full-screen icon (four arrows pointing outwards).

# Wordwall.net

- Работа над чтением

0:09

✓ 0

He is a footballer. He is quite tall and slim. He is well-built. He has got some stubble on his face. His hair is short, dark and a bit wavy. His eyes are dark. He is wearing a t-shirt. He is pointing at something.

A



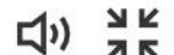
Б



В



◀ 1 из 3 ▶



# Wordwall.net

- Работа над чтением

0:53 ✓ 0

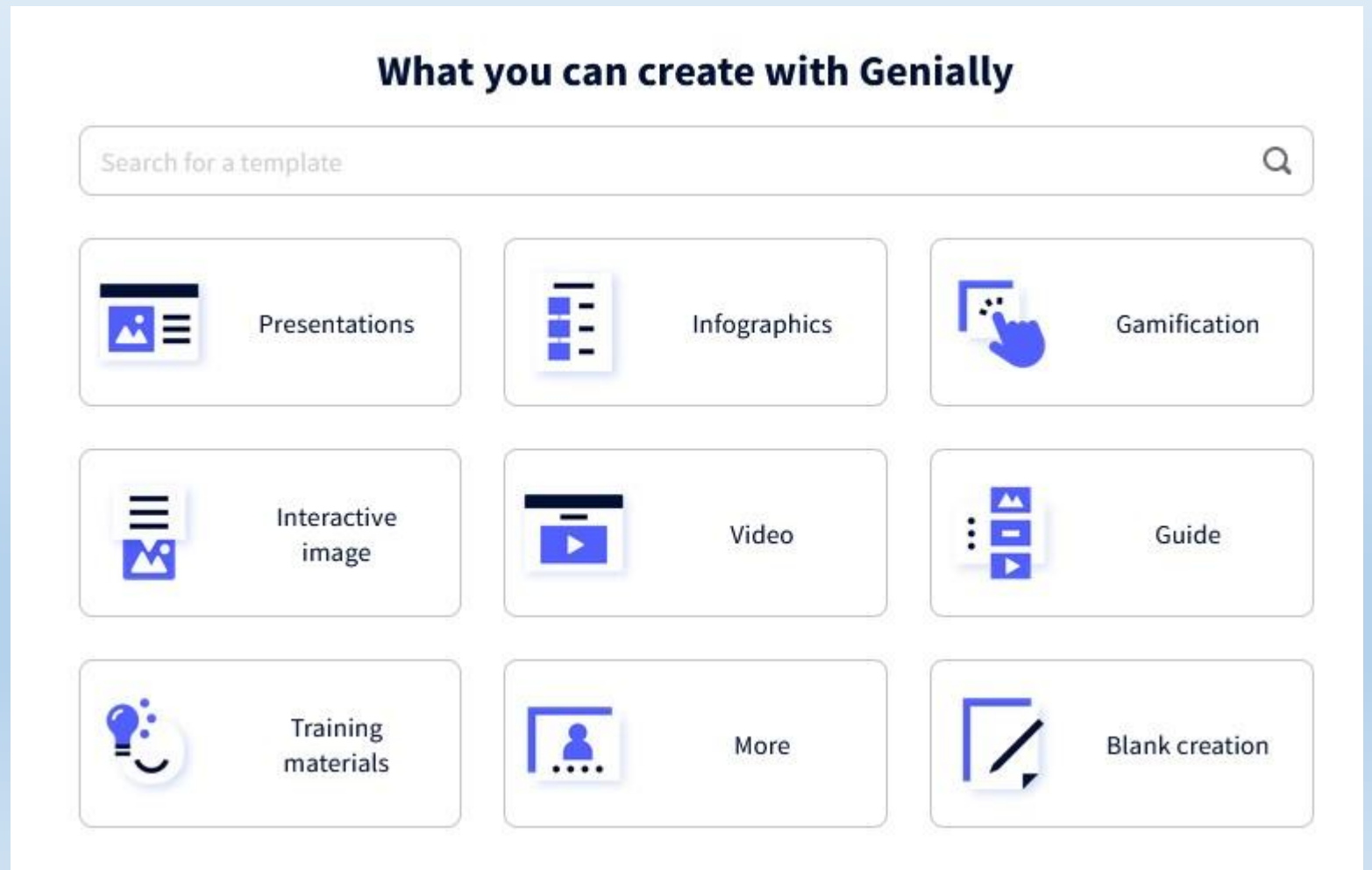


It has arms.

True  False

# Genial.ly

- Интерактивные презентации
- Интерактивные плакаты
- Геймификация



# Genial.ly

- Формирование языковой компетенции (работа с лексикой)

## Интерактивный плакат



<https://view.genial.ly/63a2fcd1840915001aaa128b>

# Genial.ly

- Формирование языковой компетенции (работа с грамматикой)

## Геймификация




<https://view.genial.ly/63ed2717866900001174bf3b>



# Genial.ly

- Формирование языковой компетенции (работа с грамматикой)

Геймификация (составить предложения)



<https://view.genial.ly/6391f35af16dac0012074466>

# Genial.ly

- Формирование языковой компетенции (работа с грамматикой)

Геймификация (рандомайзер)



<https://view.genial.ly/63a078202662a5001925b744>

# Genial.ly

- Формирование речевой компетенции (работа над чтением)

## Интерактивная презентация



<https://view.genial.ly/63e2988e756b4d00188a88d9>

# Genial.ly

- Формирование речевой компетенции (работа над чтением)

Геймификация (отработка правил чтения)




<https://view.genial.ly/63d9faa4286f5f001942d134>

# Genial.ly

- Формирование речевой компетенции (работа над устной/письменной речью)

## Интерактивная презентация

Look at the three pictures.  
Write about this story.  
Write 20 or more words.




<https://view.genial.ly/63d21909814c9f0011a32563>

# Genial.ly

- Формирование речевой компетенции (работа над устной/письменной речью)


## Геймификация (рандомайзер)



<https://view.genial.ly/637e79dee2a5dd001937995a>

# Genial.ly

• Урок



The image shows a screenshot of a Genial.ly presentation. The main slide features a photograph of a woman with a tattoo on her arm, looking thoughtfully to the side. Overlaid on the image is a blue banner with the text "The Tattoo" and a "Start →" button. A QR code is visible in the bottom left corner. To the right, an "Index" menu lists various activities: Vocabulary, Tattoos, Listening 1, Listening 2, Pronunciation, and Tattoo stories. A vertical line separates these from a second column of activities: Compare, Role play, and Reflection.

**The Tattoo**

Start →

**Index**

- Vocabulary
- Tattoos
- Listening 1
- Listening 2
- Pronunciation
- Tattoo stories

- Compare
- Role play
- Reflection

<https://view.genial.ly/637e79dee2a5dd001937995a>

# Genial.ly



## Tattoos



1. Which of these tattoos do you like most?
2. Think of 5 reasons someone might get a tattoo.



## Listening 1



Listen to this woman talking about her tattoo.

- Make notes of the key events in her story.





# Genial.ly



Listen and put the events into the order they happened in time.

✓ Progress

She saw some girls painting designs on people's skin with henna.

She was thinking about having a tattoo.

She went to Morocco for a holiday.



She was thinking about having a tattoo. ✓

Listen and put the events into the order they happened in time.

✓ Progress: 1/9

✗ Wrong answers: 1

She went to Morocco for a holiday.

~~She saw some girls painting designs on people's skin with henna.~~ ✗

She decided to get a tattoo.

# Genial.ly



Please listen carefully and write what you hear.

Audio player interface with six empty text input fields for transcription. Each field is preceded by a speaker icon. A blue button with a list icon is on the right side of the input area.

Check

## Pronunciation

Listen to the sentences and try to write down the words.



Please listen carefully and write what you hear.

Audio player interface with six text input fields. The first field contains the text: "They use it to draw this fantastic traditional designs". Each field is preceded by a speaker icon.

You have made 68 mistake(s). Try again. I'm sure you can do better.

8/76 [Retry](#)

## Pronunciation

Listen to the sentences and try to write down the words.



# Genial.ly




## Compare



Ask questions to find out about other students.

1. How do you feel about tattoos?
2. How are tattoos viewed in your country/culture?
3. Do tattoos have any cultural importance?
4. How do tattoos change your opinion of people?
5. How much is too much?
6. What would be a good reason for you to get a tattoo?
7. What tattoo would you have?
8. Where would you have it?
9. Where would you never have a tattoo?
10. Who do you know who has a tattoo? Why and where did they have it?





## Role play

Look at the image.

What do you think is happening?

Create a dialogue between the two characters as they discuss getting a tattoo.



## Reflection

Think about this lesson.

1. What did you learn from this lesson?
2. What would you like to remember about the lesson?
3. What notes did you take during the lesson?
4. What did you find out that you would like to share with a friend?

- Wordwall
- Genially
- Взнания
- Miro

