

ИНТЕГРИРОВАННЫЕ УРОКИ: ОТ ИДЕИ К ПРАКТИКЕ



ТАРСКИХ ЕЛЕНА НИКОЛАЕВНА,
учитель иностранного языка
МБОУ СОШ №24
имени Генерала Н.Н. Раевского
МО г. Новороссийск


ВЗАИМОДЕЙСТВИЕ ПЕДАГОГОВ (РАСПРЕДЕЛЕНИЕ РОЛЕЙ)

**ПАРИТЕТНОЕ:
С РАВНЫМ ДОЛЕВЫМ УЧАСТИЕМ КАЖДОГО ПЕДАГОГА**



**ВЕДУЩИЙ И АКТИВНЫЙ
НАБЛЮДАТЕЛЬ/ГОСТЬ**

**ВЕДУЩИЙ И АССИСТЕНТ/
КОНСУЛЬТАНТ**



- ФОРМИРОВАНИЕ КОММУНИКАТИВНОЙ КУЛЬТУРЫ,
- ОСОЗНАНИЕ РОЛИ ЯЗЫКОВ КАК ИНСТРУМЕНТА МЕЖЛИЧНОСТНОГО И МЕЖКУЛЬТУРНОГО ВЗАИМОДЕЙСТВИЯ,
- РЕЧЕВОЕ РАЗВИТИЕ,

ОДНКНР + АНГЛИЙСКИЙ ЯЗЫК

РОЖДЕСТВО В БРИТАНИИ И РОССИИ/CHRISTMAS IN BRITAIN AND RUSSIA

- ВОСПИТАНИЕ ГРАЖДАНСКОЙ ИДЕНТИЧНОСТИ,
- РАСШИРЕНИЕ КРУГОЗОРА,
- ИСПОЛЬЗОВАНИЕ ИНОСТРАННОГО ЯЗЫКА КАК ИНСТРУМЕНТА ОВЛАДЕНИЯ ДРУГИМИ ПРЕДМЕТНЫМИ ОБЛАСТЯМИ



ЭТАПЫ ПРОВЕДЕНИЯ УРОКА С ИСПОЛЬЗОВАНИЕМ ВИДЕОМАТЕРИАЛОВ

ПОДГОТОВКА:

введение в тему, активизация лексики, прогноз содержания



Match the words with the pictures

an Advent calendar
a Christmas tree
a Christmas card
a mince pie
Father Christmas
decorations
presents
a stocking
a cracker
a Christmas pudding
a wreath [ri:θ]



How do Sally and Jack celebrate Christmas?



- Sally and Jack make and write Christmas cards.
- They make mince pies.
- They put presents under the tree and hang up a Christmas stocking.
- Sally and Jack's grandparents come to their house
- They open presents on Christmas day.
- They have a special lunch. They have lots of delicious food: turkey, vegetables and Christmas pudding.



ПРОСМОТР:

упражнения на поиск определенной информации

Read and answer

CHRISTMAS			SAME? Yes (✓) No (X)
When do people open their presents?			
Do people decorate a tree?			
Do people sing carols?			
Do children hang up stockings?			
Do people eat roast turkey?			
Do people send Christmas cards?			

АНАЛИЗ:

обсуждение увиденного, соотношение с реальными ситуациями в их жизни, в их стране и анализ сходства и различия в культуре




I wish you  *jo* 

 *9* *ss* *forever.* 

Have a  *1* *derfu*   

 *2*   

my dear  *hild* *3* *10*

Dear _____,
 (name)
**Merry Christmas and
 a Happy New Year!**
**With love, /Best
 wishes,**

 (your name)

ЛИТЕРАТУРА +АНГЛИЙСКИЙ ЯЗЫК

ЛИТЕРАТУРНАЯ ВИКТОРИНА

«ТАК ЛЕГКО БЫТЬ ЛЮБИМЫМ, ТАК ТРУДНО ЛЮБИТЬ.../
SO EASY TO BE LOVED - SO HARD TO LOVE...»

1	2	3	4	5
6	7	8	9	10
11	12	13	14	15
16	17	18	19	20



LITERARY QUIZ

EUGENE ONEGIN:

A NOVEL IN VERSE BY ALEXANDER PUSHKIN



WHAT VENGEANCE DOES E. ONEGIN TAKE ON V. LENSKY AT TATYANA'S NAME DAY FEAST?



Choose the correct answer:

1. He dances with Tatyana.
2. He laughs at Vladimir's poetry.
3. He flirts with Olga and monopolizes her on the dance floor.



Hint: see Chapter 5



WHAT VENGEANCE DOES E. ONEGIN TAKE ON V. LENSKY AT TATYANA'S NAME DAY FEAST?



Choose the correct answer:

1. He dances with Tatyana.
2. He laughs at Vladimir's poetry.
3. He flirts with Olga and monopolizes her on the dance floor.



Hint: see Chapter 5



XXXI

... Поклялся Ленского взбесить
И уж порядком отомстить.
... Онегин с Ольгою пошел;
Ведет ее, скользя небрежно,
И, наклонясь, ей шепчет нежно
Какой-то пошлый мадригал,
И руку жмет — и запыхнул
В ее лице самолюбивом
Румянец ярче. Ленский мой
Все видел: вспыхнул, сам не свой;
В негодовании ревнивом
Поэт конца мазурки ждет
И в котильон ее зовет.



ЧИТАТЕЛЬСКАЯ ГРАМОТНОСТЬ

КУЛЬТУРА РАБОТЫ С ТЕКСТОМ:

- СМЫСЛОВОЕ ЧТЕНИЕ (ПОИСК, ПЕРЕРАБОТКА И ИНТЕРПРЕТАЦИЯ ИНФОРМАЦИИ В ПРОЦЕССЕ ЧТЕНИЯ);
- ОРИЕНТАЦИЯ В РАЗЛИЧНЫХ ИСТОЧНИКАХ ИНФОРМАЦИИ, КРИТИЧЕСКАЯ ОЦЕНКА ИНФОРМАЦИИ, ПОЛУЧЕННОЙ ИЗ РАЗЛИЧНЫХ ИСТОЧНИКОВ;



- УМЕНИЯ СТРОИТЬ ЛОГИЧЕСКОЕ РАССУЖДЕНИЕ, УМОЗАКЛЮЧЕНИЕ И ДЕЛАТЬ ВЫВОДЫ НА ОСНОВЕ ПРОЧИТАННОГО, ИСПОЛЬЗУЯ СООТВЕТСТВУЮЩИЕ ЯЗЫКОВЫЕ СРЕДСТВА В ПИСЬМЕННОЙ И УСТНОЙ РЕЧИ;
- ВЫБОР ЭФФЕКТИВНЫХ СТРАТЕГИЙ В РАЗЛИЧНЫХ СИТУАЦИЯХ ОБЩЕНИЯ.





HOMWORK

Write the book review according to this plan

(120-140 words) :

1. Introduction:

- title and author,
- date,
- type of book.



2. Who and what it is about:

- setting,
- main characters,
- plot,
- ending.

3. Personal opinion:

- attitude to...,
- recommendation.

ДОМАШНЯЯ РАБОТА

Сочинение

«Татьяна- милый идеал А.С. Пушкина»



REFLECTION AND FEEDBACK



The lesson is really interesting!



I have some questions and want to find out more information!



INFORMATION



МАСТЕР-КЛАСС ЧТЕНИЕ И ЗАПИСЬ ИНФОРМАЦИИ РАЗЛИЧНЫМИ СРЕДСТВАМИ ОТОБРАЖЕНИЯ ИНФОРМАЦИИ

Глазкова О.Н., учитель технологии и черчения
Тарских Е.Н., учитель иностранного языка





- Home
- Listen and watch
- Read and write
- Speak and spell
- Grammar and vocabulary
- Fun and games
- Print and make
- Parents

Video zone > Five internet safety tips

Five internet safety tips

Do you know any internet safety tips? Watch the video to find out how to be safe online!

Help



Preparation



Help and Support

- ✓ Covid-19 support for parents
- ✓ Getting started for kids
- ✓ House rules for kids

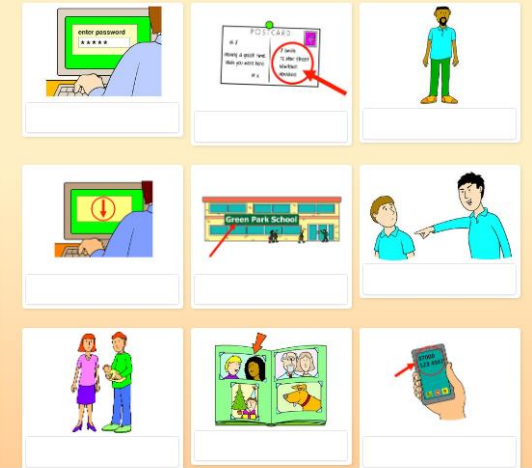
Courses

- ✓ Find an English course for adults



Preparation

- picture
- password
- computer
- address
- school name
- adult
- parents
- mean
- phone number
- download



Game

Five internet safety tips

Watch the video. Match to make internet safety tips.

5 items remaining

- to strangers
- private except from parents
- a mean or strange message
- without permission
- information

Don't give out personal

Never send pictures

Keep passwords

Don't download anything

Tell an adult if you receive

Finish Try again



Five internet safety tips

1. What's the word?

Write the word under the pictures.

address	school name	phone number	picture	password
parents	download	computer	adult	mean

	address			

2. Match them up!

Watch the video. Match to make internet safety tips.

Don't give out personal

Never send pictures

Keep passwords

Don't download anything

Tell an adult if you receive

private except from parents.

without permission.

information.

a mean or strange message.

to strangers.



3. True or false?

Watch the video. Circle true or false for these sentences.

- a. It's a bad idea to write your home address online. true false
- b. It's a good idea to send pictures to strangers. true false
- c. You can tell your parents your passwords. true false
- d. Downloading things can be dangerous. true false
- e. You should tell a friend if you receive a mean or strange message. true false

4. Draw a picture!

Draw a computer, tablet or phone. Write some more internet safety tips on the screen!

Internet Safety

Click Clever. Click Safe.

Internet safety guidelines for children to follow and learn.

Let's make some pancakes!



1. Listen and look. Do you like pancakes?

We need some flour, an egg, some milk, some butter and a little salt. Do we need any sugar?


Let's make some pancakes.



All right. And we need a bowl, a spoon and a frying pan.



Интегрированные уроки с использованием учебных материалов российских УМК



- 2. Read the text in pairs.
- your turn!** 3. Назови по-английски предметы и продукты, изображённые на полях с. 72. Какому слову соответствует транскрипция ['flaʊə]?
- faces** 4. Look at the pictures. What are they doing? Talk to your friend.

What's Ben doing in picture 4?
 He's putting the flour in the bowl.

What kind of music do you like?

Listening and speaking

8 © T073 Listen to an interview with Josh and Clare and answer the questions.


- What kind of music do they like?
- What instruments can they play?
- What do they want to do?

Writing

9 What kind of music do you like? Make a list with your friend.

rock music
...

10 Look at the pictures. Do you know these musical instruments? Read the words and match them with the pictures.



Vocabulary

electric guitar
saxophone
piano
drums
clarinet
trumpet
flute
recorder
cello /tʃɛləʊ/

Speaking

11 What instruments can you play? What instruments would you like to play? Talk to your friend.

Example:

I can play the flute, but I'd like to play the trumpet.

Listening and speaking

12 © T073 Listen to the interview with Josh and Clare again and repeat the questions. Then interview your friend.

FORWARD!
Magazine
The world of art

Alexander Borodin

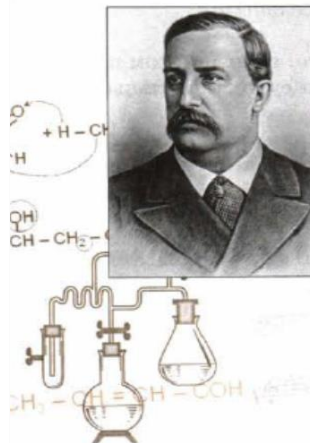
FORWARD!

Magazine

The world of art

Reading and speaking

32 Read the text and try to understand it without looking the words up in the dictionary.



Alexander Borodin was a genius in two fields: music and chemistry. Composing music was really a hobby for him, but he is considered one of the greatest Russian composers. His opera "Prince Igor" is considered to be one of the most important historical Russian operas.

He studied piano and cello as a youth, but got interested in chemistry after trying to make fireworks. He studied medicine, and became a surgeon for the Russian army.

Later, he became professor of chemistry at the Medico-Surgical Academy in St. Petersburg, and spent the rest of his life teaching students there. He loved teaching. He also spent a lot of his time doing scientific experiments.

He said in a letter that writing music was just a hobby. Music filled his time when he was away from the chemistry lab or classroom. In fact he would often pause during discussions on music to check on experiments! He also said that he could only compose when he was too sick to give lectures.

33 Look at the underlined words and complete the plan.

- 1 Alexander Borodin, a great Russian composer.
- 2 Alexander Borodin, a Russian surgeon.
- 3 Alexander Borodin, _____.
- 4 _____.

34 Read the statements and say whether they are **true** or **false**.

- 1 Chemistry was more important to Alexander Borodin than composing music.
- 2 In his youth, chemistry was his first hobby.
- 3 He was an army surgeon for most of his life.
- 4 He liked lecturing more than composing music.

A project about famous paintings

16. Who was Viktor Vasnetsov? Listen and look.



① Vasnetsov was born in 1848 in a small village near Vyatka.

② This is his family house. He lived here with his father, mother and five brothers. When he was a boy, he liked drawing and painting pictures.



③ In 1867 Vasnetsov moved to St. Petersburg. He studied at the Academy of Arts. He visited France in 1877 and Italy in 1885.

④ This is the famous **Tretyakov Art Gallery** in Moscow. We can see many paintings by Vasnetsov in this gallery. Vasnetsov did the architectural design for the building of the gallery.



21. Read the text. Do you know these paintings? Do you like fairy tales (сказки)?

Look at the paintings by the great Russian painter Viktor Vasnetsov. Do you know these heroes from Russian fairy tales?



In this tale Ivan Tzarevich and Elena the Beautiful have a lot of dangerous adventures. The Wolf rescues them and helps them to come back home.

Look at this wonderful painting. Ivan Tzarevich and Elena the Beautiful are riding the grey wolf. Elena the Beautiful is afraid of the dark forest and she's afraid of the big grey wolf. But Ivan Tzarevich isn't afraid of the Wolf because the Wolf is his friend. The Wolf helps them.

The other painting is called **Alenushka**. Do you remember the Russian tale about a sister and a brother, Alenushka and Ivanushka? One hot, sunny day they walked for a long time. The brother became thirsty. He saw a goat's hoof full of water and drank from the hoof. Alenushka looked for her brother everywhere, but she found only a white kid. She sat on a rock near the lake and cried.

This painting by Vasnetsov is called **The Flying Carpet**. We can see Ivan Tzarevich with the Firebird.



Imagine you are the hero of this tale. Do you like flying on the carpet? You can see rivers, forests, mountains and flying birds. It's so exciting!



22. Talk to your friend about Vasnetsov's paintings. Ask questions about the picture.

Whose painting is it?
Who is it?
What's this?
Where is ... ?
Where are ... ?
Who is riding ... ?
Who is flying ... ?



23. Write a letter to your pen friend about Vasnetsov. Тебе поможет задание D в рабочей тетради.



24. A project. Find photos of some paintings by Vasnetsov. Write about this painter. Make a poster.

Функционально грамотный человек - это человек, который способен использовать все постоянно приобретаемые в течение жизни знания, умения и навыки для решения максимально широкого диапазона жизненных задач в различных сферах человеческой деятельности, общения и социальных отношений.

А.А. Леонтьев

**ИНТЕГРИРОВАННЫЕ УРОКИ -
СРЕДСТВО ФОРМИРОВАНИЯ
ФУНКЦИОНАЛЬНОЙ
ГРАМОТНОСТИ**





Easy Link



50 words
L4

NE, Build & Grow

MultiROM Included



Insight Link

Curriculum Integration Reading Program



120 words
L1

NE, Build & Grow

MultiROM Included

SUBJECT Link is a nine-level curriculum integration reading program for high-beginner to high-intermediate students. The series' theme-based curriculum helps students to improve their language abilities and also acquire new knowledge from the interesting content presented in each of the passages. With multiple lessons for each theme, *Subject Link* allows students to develop a greater understanding of the curriculum and broaden the context of their learning beyond single subject areas. Creating relevant connections between different subject areas, *Subject Link* encourages students to build upon their prior knowledge and experiences to make learning more meaningful and to also gain a more holistic view of the world.

Key Features:



- Thematic curriculum integration reading program
- Informative background knowledge sections
- Interesting content and useful academic vocabulary
- Well-designed comprehension and critical thinking questions
- Systematic two-step outline and summary activities
- Attractive visual aids to engage students and facilitate their learning
- Wrap-up activities with concept maps and theme project worksheets
- Workbook for more vocabulary, grammar, and reading practice

Components:

- Student Book / Workbook / Audio CD

Online Resources: www.ibuildandgrow.com

- Teacher's guide (with answer keys) / Theme project worksheets / Vocabulary lists / Lesson plans / MP3 files

SUBJECT Link L4, L5, L6 Series:



<200-230 words>



<230-260 words>



<260-290 words>

9 788966 949649
ISBN 978-89-6694-964-9

K001

SUBJECT Link Curriculum Integration Reading Program

L6

S U B J E C T



Link

Curriculum Integration Reading Program



L6

Интегрированные уроки с использованием
зарубежных учебных пособий

Build & Grow

ИНТЕГРИРОВАННЫЕ УРОКИ



УТОЧНЕНИЕ, УГЛУБЛЕНИЕ,
РАСШИРЕНИЕ МАТЕРИАЛА

ПРАКТИКО-ОРИЕНТИРОВАННОЕ
ОБУЧЕНИЕ

УВЛЕКАТЕЛЬНОСТЬ
И НЕСТАНДАРТНОСТЬ

РАЗВИВАЮЩЕЕ ОБУЧЕНИЕ

ДИНАМИЧНОСТЬ
И СМЕНА ДЕЯТЕЛЬНОСТИ

ЦЕЛОСТНОЕ ВОСПРИЯТИЕ
МИРА


ПОВЫШЕНИЕ
МОТИВАЦИИ





COGNITION

**CRITICAL
THINKING**



ИНТЕГРИРОВАННЫЕ УРОКИ: АНГЛИЙСКИЙ +...



ТАРСКИХ ЕЛЕНА НИКОЛАЕВНА,
учитель иностранного языка
МБОУ СОШ №24 им. генерала Н.Н.
Раевского МО город Новороссийск

ИНТЕГРИРОВАННЫЕ УРОКИ: ОТ ИДЕИ К ПРАКТИКЕ

