

*Назарова
Екатерина Евгеньевна,
Андреева
Виктория Викторовна,*

учителя английского языка
МБОУ гимназии № 4 имени
адмирала Г.А. Угрюмова,
МО г.Новороссийск





*Формирование читательской
грамотности обучающихся
средствами предмета
«Английский язык»*





- **Функциональная грамотность** является одним из важнейших показателей успешности данного процесса. Формирование функциональной грамотности рассматривается как условие становления динамичной, творческой, ответственной, конкуренто - способной личности. И в данном случае обе стороны (учителя, родители и сами ученики) должны быть заинтересованы в ее развитии.
- **Цель программы** – качество образования, которое характеризуется: сохранение ведущих позиций РФ в международном исследовании качества чтения и понимания текстов; в исследовании качества естественного и математического образования



Читательская грамотность – способность человека понимать и использовать письменные тексты, размышлять о них и заниматься чтением для того, чтобы достигать своих целей, расширять свои знания и возможности, участвовать в социальной жизни.

Читательская грамотность

ОПОРА НА ТЕКСТ

**1. НАЙТИ И
ИЗВЛЕЧЬ
ИНФОРМАЦИЮ**

**2. ИНТЕГРИРОВАТЬ
И
ИНТЕРПРЕТИРОВАТЬ
СООБЩЕНИЕ ТЕКСТА**

**ОПОРА НА
ВНЕТЕКСТОВЫЕ ЗНАНИЯ**

**3. ОСМЫСЛИТЬ И
ОЦЕНИТЬ**

**СОДЕРЖАНИЕ
ТЕКСТА**

ФОРМУ ТЕКСТА



Формирование читательской грамотности на уроках иностранного языка предполагает работу над развитием следующих умений у учащихся:



Умение
находить и
извлекать
необходимую
информацию
из текста



Умение
интегрировать и
интерпретиро -
вать
полученную
информацию



Умение
осмыслить и
оценить
прочитанное в
тексте

Работу с текстом делят на три этапа: **предтекстовый**, **текстовый** и **послетекстовый**, каждый из которых предусматривает систему упражнений на формирование читательской грамотности.



ПРЕДТЕКСТОВЫЙ

На предтекстовом этапе проходит подготовка к чтению - снимаются языковые трудности, проводится ознакомление с темой.



ТЕКСТОВЫЙ

На данном этапе учащимся предлагаются коммуникативные установки.



ПОСЛЕТЕКСТОВЫЙ

Послетекстовые задания предназначены для проверки понимания прочитанного



Предтекстовый этап:



1. Answer the following questions.

- 1) *How many seasons do you know?*
- 2) *What is your favorite season?*
- 3) *What months do you know in English?*



2. Read the first sentences of each paragraph and guess what will be discussed/say what you think it is going to be about.

3. Read the following words and say what you think the text is going to be about.

Winter, November, warm, holiday, skate, May Day, go fishing, weather

4. Read the text, write down some nouns, assume what will be discussed in the text.

Текстовый этап:



1. Read the text and find the main sentence in each paragraph.

2. Work in pairs\ groups. Each group is working with a separate paragraph of text. Read the paragraph, find answers to the questions What, Who, When, Where, *What happened.*

3. Work in pairs\ groups. Each group is given a text that is absolutely identical to the first at first glance, but the text has some errors (they can be of different nature – grammatical, spelling, lexical, factual).

*A year was a long time. There are two seasons in a year, twelve months and 366 days. Winter is **a warmest** season of the year. The second winter month is December. The shortest winter **manth** of the year is **february**.*

4. You can skip some words or add extra ones in the text that children receive.

Children with increased motivation can be asked to perform this task without relying on the source text.

7. Guess the riddle.

It is a very nice season.

The weather is fine, it is warm.

There are many green trees in the streets, in the parks and in the yards.

Sometimes it rains, but as usual the sun shines brightly.

The birds return from the hot countries and make their nests.



Послетекстовый этап:



1. Title the text.

A2. Remember the text above. Say which sentences are True \ False \ Not Sated.

- A) There are four seasons in a year. – True –False – Not Stated
- B) Children go to school in November. – True –False – Not Stated
- C) There are 31 days in May. – True –False – Not Stated
- D) April Fool's Day and May Day are holidays. – True –False – Not Stated

3. What is the main purpose of the text? The main purpose of the text is ...

- A) to tell the reader about four seasons of the year;
- B) to tell the reader about the most beautiful season;
- C) to tell the reader about postcards.

4. Which statement correctly expresses the contents of the text? Choose one correct answer.

- A) Snow usually melts in March;
- B) A year is a long time;
- C) Children go to school in September.

5. Tell your teacher/friend about your favourite holiday/season.

6. Determine if it is possible to answer the following question using the information that is in the text. Tick the appropriate boxes.









Questions	You can answer	You can't answer
1. How many seasons are there in a year?		

Seasons



1. What's the word?

Write the word under the pictures.

spring	summer	autumn	winter
warm	fruit	leaves	cold
			
	spring		
			



2. Fill it in!

Read the fact file on the next page and write the missing words in the sentences.

- The four seasons are spring, summer, autumn and winter.
- In spring lots of animals have _____.
- Summer begins in _____ in the north.
- Leaves fall from the _____ in autumn.
- In some places there is _____ in winter.
- _____ usually sleep in winter.
- When it is _____ in the north, it is winter in the south.
- The North Pole and the South Pole have just two _____.

www.britishcouncil.org/learnenglishkids

© The British Council, 2016 The United Kingdom's international organisation for educational opportunities and cultural relations. We are registered in England as a charity.

3. Read

Read the fact file and complete exercise 2 on the previous page.



FACT FILE: Seasons

In many places the weather changes during the year. These changes are called seasons. In the north and south there are four seasons in a year. Each season brings changes that are important for plants and animals that live in different parts of the world.

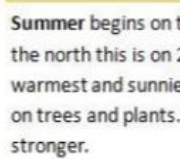
FUN FACTS:

- When it is summer in the north it is winter in the south.



Spring starts when the day and night are the same length. The weather gets warmer and sunnier. Trees and plants start to grow. Many animals have their babies in spring.

- At the North and South Pole there are only two seasons. Winter is very long and summer is very short.



Summer begins on the longest day of the year. In the north this is on 21 June. Summer is usually the warmest and sunniest time of the year. Fruit grows on trees and plants. Young animals grow bigger and stronger.

- In tropical places near the Earth's equator there are two seasons: a 'wet' season and a 'dry' season.



Autumn starts when the day and night are the same length again. During autumn, the leaves change colour and fall from the trees. Some animals collect food before winter comes.

Winter begins on the shortest day of the year. In the north this is on 21 December. The weather is colder and in some places there is lots of snow. Plants and trees stop growing. Some animals, like bats and bears, find places to hide and sleep. This is called hibernation.



4. What do you think?

What was the most interesting fact about seasons? What's the weather like in your country in each season? What can you do in each season in your country? What's your favourite season? Why?




www.britishcouncil.org/learnenglishkids

© The British Council, 2016 The United Kingdom's international organisation for educational opportunities and cultural relations. We are registered in England as a charity.

Результаты:



Ученики	Предтекстовый этап	Текстовый этап	Послетекстовый этап	Итог
1 группа	-	+	+	80%
2 группа	-	-	+	50%
3 группа	+	+	+	99%





Список использованной литературы



1. Асмолов А. Г. Формирование универсальных учебных действий в основной школе: от действия к мысли. Система заданий. – М.: Просвещение, 2011.
2. Бунеева Е.В., Чиндилова О. В. Технология работы с текстом в начальной школе и в 5–6 классах (технология формирования типа правильной читательской деятельности) // Образовательные технологии. Сборник материалов.– М.: Баласс, 2008.
3. Заир-Бек С.И., Муштавинская И. В. Развитие критического мышления на уроке: пособие для учителей общеобразовательных учреждений. – М.: Просвещение, 2011.
4. Кудряшова В. А. Обучение реферативному чтению на уроках русского языка. КД. – М., 1994.
5. Рождественская Л., Логвина И. Формирование навыков функционального чтения. Пособие для учителя. – [http:// umr.rcokoit.ru/dld/metodsupport/frrozhdest.pdf](http://umr.rcokoit.ru/dld/metodsupport/frrozhdest.pdf)