


**Формирование читательской грамотности
младших школьников
в рамках программы внеурочной деятельности
«Занимательное чтение на английском языке»**

НЕЗНАЕВА ТАТЬЯНА СЕРГЕЕВНА,
УЧИТЕЛЬ АНГЛИЙСКОГО ЯЗЫКА
МАОУ ГИМНАЗИЯ ИМЕНИ МАРШАЛА Г.К. ЖУКОВА,
МО БЕЛОРЕЧЕНСКИЙ РАЙОН


Формирование читательской грамотности на уроках иностранного языка предполагает работу над развитием следующих **компетенций** у учащихся:




умение находить и извлекать необходимую информацию из текста



умение интегрировать и интерпретировать информацию



умение, направленное на осмысление и оценку прочитанного в тексте



умение использовать информацию из текста для решения практических задач

Виды текстов:

My Dad by Katie Taylor

This is my dad. He's ready for work.

My dad is a doctor. This is his coat

It's white. His trousers are grey.

His shirt is blue. These are his

shoes. They're black.

A Funny Bird by Katie Turner

This is the Zongo bird. It's very

funny. It's got little wings and it's

got a long beak. It's got short

legs. It's got red, blue and yellow

feathers.

SCHOOL THINGS







bag folder


pencil case notebook


paintbox rubber


pencil ruler


pen glue s

	Tom	Molly	Billy
😊			
☹️			

1  Dad: What's this? Is it a bag?
Emily: Yes, it is. Open the bag, Dad. Look! It's a pencil case.


2  Dad: Is it a book?
Emily: No, it isn't. This is a folder. And this is a notebook.

3  Dad: Is this a rubber?
Emily: No, it isn't. This is a glue stick. And this is a paintbox.

4  Dad: Open the door, Emily.
Emily: OK! Thanks, Dad!

These are toys from the Bradtown Toy Museum.

These are puppets.
This is a puppet theatre.



This is a board game.
It's very old.



This is a car. This is a train. The train is green. The car is red.



Look! This is a plane. These are boats. The plane is yellow.



This is a doll's house.
It's pink.

Сплошной (линейный)

Несплошной (нелинейный)

Смешанный

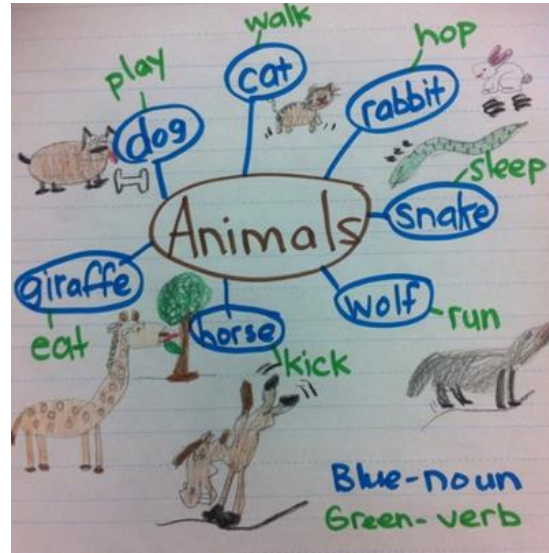
Основные этапы
работы с
текстом:

Предтекстовый

Текстовый

Послетекстовый

Мозговой штурм



Примеры
заданий
предтекстового
этапа:

Глоссарий

“Holiday homes”



windmill



caravan



houseboat



bed



sofa



balcony



bean bag



phone



computer

Предвосхищение

6

Look at the pictures, read the words and guess what the text is about.



Put the pictures in the right order



Примеры
заданий
предтекстового
этапа:

Примеры
заданий
предтекстового
этапа:

Задание на идентификацию


Read the responses and say whether you can find them in the text:

At the café.

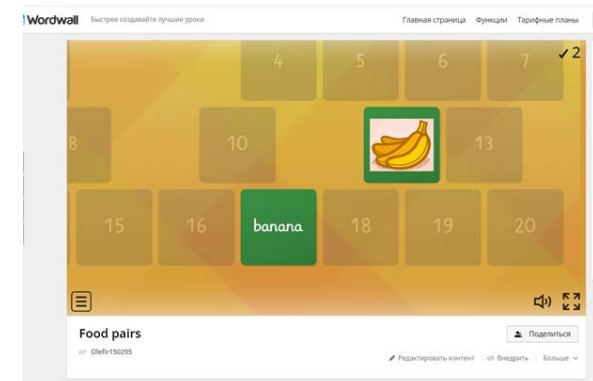
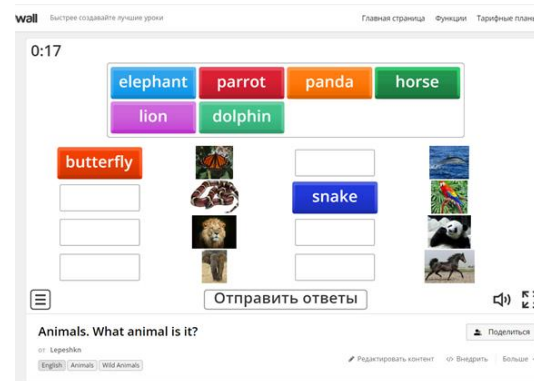
- Do you like salad?
- I don't like burgers.
- Look! It's a pencil case.
- The bee is on Dad's hat!
- Look at the big ice cream!

Примеры
заданий
предтекстового
этапа:

Игра «Угадай, что это?»»



Игра «Найди пару» (Wordwall.net)



Примеры
заданий
ТЕКСТОВОГО
этапа:

Подтвердить правильность
или ложность утверждений

9







5 Read and ✓ or ✗.

-  It's a pencil.
-  It's a paintbox.
-  It's a folder.
-  It's a pencil case.
-  It's a glue stick.
-  It's a notebook.

3 Read and ✓ or ✗.

- There are three beds in the room.
- There's a wardrobe in the room.
- There are chairs.
- There are lots of toys.
- There's a computer.
- There's a TV and a DVD player.

5 Read and ✓ or ✗.

-  It's a pizza.
-  These are chips.
-  It's a burger.
-  These are carrots.
-  This is an apple.
-  It's a salad.

Чтение с остановками (ответы на вопросы)

4 Read and write *Yes, it has.* or *No, it hasn't.*

- 1 Has the ostrich got a short neck? No, it hasn't.
- 2 Has the peacock got a blue beak? _____
- 3 Has the kiwi got a long beak? _____
- 4 Has the ostrich got long legs? _____
- 5 Has the peacock got a short tail? _____
- 6 Has the kiwi got a tail? _____

4 Read and write *Yes, it can.* or *No, it can't.*

- 1 Can the bat see at night? Yes, it can.
- 2 Can the dolphin fly? _____
- 3 Can the elephant jump? _____
- 4 Can the bat hear very well? _____
- 5 Can the elephant swim? _____
- 6 Can the dolphin run? _____

Задание на множественный выбор

5 Read and circle.

- 1  This is a bedroom / bathroom.
- 2  It's a windmill / caravan.
- 3  It's a kitchen / bathroom.
- 4  This is a caravan / houseboat.
- 5  It's a caravan / house.

5 Read and circle.

- 1  This is a chair / table.
- 2  It's a pillow / painting.
- 3  This is a toybox / wardrobe.
- 4  This is a cupboard / toybox.
- 5  These are bunk beds / toys.
- 6  This is a lamp / painting.
- 7  It's a TV / DVD player.

Примеры
заданий
ТЕКСТОВОГО
этапа:

Примеры
заданий
текстового
этапа:

Восполнить недостающую
информацию

6 Complete the sentences.

dining room bathroom lounge
kitchen ~~bedroom~~ hall

- The bed is in the bedroom.
- The _____ is upstairs.
- The boy is in the _____.
- The sofa is in the _____.
- The stairs are in the _____.
- The _____ is downstairs.

4 Read and complete the sentences.

beds bunk beds TV boats toybox

- There are paintings of boats on the walls.
- The _____ are boats.
- There are _____ in the room.
- There's a _____ and there's a DVD player.
- There's a _____ and there are lots of toys.

Расставить слова или
предложения по порядку

8 Write the words in order.

- the flower. is The bee on
- in is the garden. Dad
- is The frisbee the tree. in
- on is the swing. She
- the pool. is Mum in
- is the tree. under He


The bee is on the flower.

3 Put the sentences in the correct order.

- Dad's in the flowers.
- Dad's under the tree.
- Dad's in the pond.
- The bee is on Dad's nose.

Найти соответствия


5 Write the letters.



- | | |
|------------|--------------------------|
| 1 wing | <input type="checkbox"/> |
| 2 body | <input type="checkbox"/> |
| 3 feathers | <input type="checkbox"/> |
| 4 neck | <input type="checkbox"/> |
| 5 tail | <input type="checkbox"/> |
| 6 beak | <input type="checkbox"/> |
| 7 head | <input type="checkbox"/> |
| 8 legs | <input type="checkbox"/> |

2 Write the letters.

- | | |
|-------------------------------|--------------------------|
| 1 I like pizza. | <input type="checkbox"/> |
| 2 Do you like burgers? | <input type="checkbox"/> |
| 3 Look at the big ice creams. | <input type="checkbox"/> |
| 4 Do you like chips? | <input type="checkbox"/> |
| 5 Do you like salad? | <input type="checkbox"/> |



Примеры
заданий
ТЕКСТОВОГО
этапа:

Заполнить таблицу

2 Read and ✓.

two rooms		✓
three bedrooms		
big		
little		
six rooms		

Примеры заданий послетекстового этапа:

Составление списка покупок для школы

8 Write a shopping list for your school things.

SCHOOL THINGS

Рассказ о любимой игрушке

9 Draw or stick a picture of your favourite toy. Write an email to your penfriend.

Hi _____,
I'm your new email penfriend.
My name's _____.
My favourite toy is _____.
Write soon.
Love, _____

Составление профайла своего героя

8 Draw or stick a picture of you and a picture of your hero. Write about you and your hero.

About me:
Hi! My name's _____.
I'm _____.
I'm from _____.

My hero is _____

Описание картинки по шаблону

9 Draw the items in the picture. Write about the garden.

bee ball frisbee



This is my garden.

Mum is _____.

Dad is _____.

The bee is _____.

The ball is _____.

The frisbee is _____.

Рассказ о члене семьи

8 Draw or stick a picture of your mum or dad ready for work. Write.

My _____
 by _____
 This is _____
 My _____ is a _____
 This is _____



Составить вопросы для интервью

9 Write questions for an interview about Lisa's holiday home.

- A houseboat
- No, it's little.
- Three - a bedroom, a lounge and a bathroom. The kitchen is in the lounge.
- 3 in the bedroom, 1 sofa in the lounge.

Нарисовать забавную птицу и составить её письменное описание

8 Draw a picture of a funny bird. Write about your bird.



A Funny Bird

by _____

This is the _____

It's got _____

Составить меню для вечеринки



Примеры
 заданий
 послетекстового
 этапа:

Список литературы и интернет-ресурсов:

1. Tamzin Tompson «Oxford Primary Skills. Reading & Writing 1», Oxford University Press, 2009
2. Пранцова Г.В., Романичева Е.С. Современные стратегии чтения: теория и практика. Смысловое чтение и работа с текстом. – М. : Неолит, 2017
3. Приказ Министерства просвещения РФ от 31 мая 2021 г. № 286 “Об утверждении федерального государственного образовательного стандарта начального общего образования”
4. Сметанникова Н.Н. Стратегический подход к обучению чтению (междисциплинарные проблемы чтения и грамотности) - М.: Школьная библиотека, 2005.
5. Хабибулина З.З. Формирование читательской грамотности на уроках английского языка / З.З. Хабибулина, А.И. Сибгатулина. — Текст : непосредственный // Молодой ученый. — 2023. — № 31 (478). — С. 165-168. — URL: <https://moluch.ru/archive/478/105210/>
6. Сайт для создания онлайн-упражнений: www.wordwall.com.