



УМК «*Spotlight*» как инструмент формирования функциональной грамотности



Наточий Н.В.,
учитель английского языка МБОУ СОШ № 28 имени
полного кавалера ордена Славы М.Р. Перегоненко,
МО Славянский район







23:48 📶 📶 📶 54%



Комментарии



Ответить



 annpitterskaya 2 нед. 
Ужасный учебник! Я в шоке была когда увидела его в 1м классе.. сейчас сын пошёл в 3й, и в итоге знаний 0. Никакой системы, каждое дз это слезы у обоих!!!
Ответить

 soela_tsydenova 2 нед. 
Гайд
Ответить

 natalia_maliukova 2 нед. 
Ужасные учебники
Ответить

 nuts_lavka 2 нед. 
Это самые ужасные учебники в мире(((просто сущий кошмар, ребенок ничего по ним не понимает, пришлось нанимать репетитора, которая занимается по методике Марии Елисейевой 😊
Ответить




 katrina_shop_gel 2 нед. 
У нас такой же учебник и хорошо, что мы занимались по вашему курсу, брали разные блоки и игры по Вашим рекомендациям 🙏🎮 Дочь просто умела
❤️ 🙌 🔥 🍌 😭 😍 🤔 😊

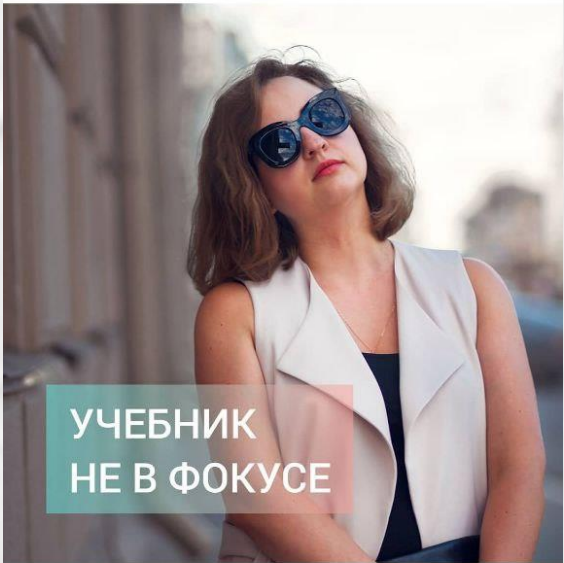
 Оставьте комментарий для my_english_ 

||| ○ <


23:57 📶 📶 📶 51%

← учебник спотлайт

 tatiana_snezhina
МЕГА Нижний Новгород  




УЧЕБНИК
НЕ В ФОКУСЕ

❤️ 💬 🗑️ 

Нравится: 145

maria.chegina Листала сегодня учебник "Spotlight", по-русски «Английский в фокусе», автор... ещё

Смотреть все комментарии (11)



maria.chegina @tatiana_qrinko_ 😊 А потом на 

23:46 📶 📶 📶 54%



Комментарии

Ответить



— Посмотреть 3 ответа

 svetik_semicvetik2508 1 нед. ❤️ 🙌 
Ужасный учебник. У сына на третьем уроке уже устроили диктант по словам. После второго класса обратились к репетитору, которая рассказала про закрытые и открытые слоги. Ребенок читать хоть стал более-менее
Ответить



— Посмотреть 2 ответа

 rena_sufiyarova91 1 нед. 
Жалко, что учителя ведутся на этот учебник...это программа, говорят они. И еще аргумент-учебник составляли носители языка. В том и проблема, что мой ребенок не носитель, блеать! И поэтому сначала должны научить говорить. Все как с родным. Сначала учишься говорить, потом буквы учишь, потом читать, а потом уже грамматика, мать ее...
Ответить

— Посмотреть 2 ответа

 anet_pir 2 нед. 
Я, как человек, изучавший а школе немецкий, а английского не знаю практически, и то, была в шоке от учебника и вообще от того, что они на первом уроке уже дали пасочки и...

❤️ 🙌 🔥 🍌 😭 😍 🤔 😊

 Оставьте комментарий для my_english_ 

||| ○ <



Формирует все виды ФГ


ФЕДЕРАЛЬНЫЙ ГОСУДАРСТВЕННЫЙ ОБРАЗОВАТЕЛЬНЫЙ СТАНДАРТ ОСНОВНОГО ОБЩЕГО ОБРАЗОВАНИЯ

Утвержден
приказом Министерства образования и науки Российской Федерации
от «17» декабря 2010 г. № 1897

Примерная основная образовательная программа образовательного учреждения (основная школа)

Примерные программы по учебным предметам

В программах опубликовано измененное содержание образования по предмету, впервые
даются формы учебной деятельности школьников по каждому разделу курса



Формируя функциональную грамотность обучающихся, мы решаем задачи стратегического развития Российской Федерации:

- усиление позиций Российской Федерации в глобальной конкуренции путем развития человеческого потенциала как основного фактора экономического развития;
- технологическое первенство на мировой арене, усиление роли инноваций в социально-экономическом развитии.

Функциональная грамотность – основа жизненной и профессиональной успешности выпускников!



**Обеспечивает человеку
полноценное участие
В жизни общества!**

Виды ФГ



Математическая



Финансовая



Читательская



Глобальные компетенции



Естественнонаучная



Креативное мышление

Математическая грамотность

2 Listen and repeat. Then count and say.

11 = eleven	16 = sixteen
12 = twelve	17 = seventeen
13 = thirteen	18 = eighteen
14 = fourteen	19 = nineteen
15 = fifteen	20 = twenty

- | | |
|--------|--------|
| a 1+8 | f 3+5 |
| b 3+7 | g 9+11 |
| c 8+7 | h 2+2 |
| d 10+9 | l 9+4 |
| e 9+5 | j 9+2 |

a One plus eight is nine.

4 Do the sums.

- | | |
|---------------------------------------------------------------|------------------------------|
| 1 $1 + 2 = \blacktriangleright 3$ (one plus two equals 3) | 5 $5 + 1 = \dots\dots\dots$ |
| 2 $7 - 4 = \blacktriangleright 3$ (seven minus four equals 3) | 6 $3 + 2 = \dots\dots\dots$ |
| 3 $6 + 2 = \dots\dots\dots$ | 7 $10 - 1 = \dots\dots\dots$ |
| 4 $9 - 1 = \dots\dots\dots$ | 8 $3 - 2 = \dots\dots\dots$ |
| | 9 $6 + 4 = \dots\dots\dots$ |
| | 10 $8 - 1 = \dots\dots\dots$ |

Set your Clocks!

1 Look at the map and complete the sentences.



When it's 12 o'clock noon in London, it's ...


- | | |
|--------------------------|------------------|
| 1 ... in Moscow. | 5 ... in Sydney. |
| 2 2 pm in ... | 6 9 pm in ... |
| 3 ... in Rio de Janeiro. | 7 ... in Madrid. |

Fun at school!

Fun with Numbers!

3 Read the example and have fun with numbers!

what to do	example	your turn!	try again with a new number
Choose a number (1-7)	7		
Add (+) five	12		
Add four	16		
Take away (-) two	14		
Add six	20		
Take away the first number	(-7)		
Answer	13		


2  Read and complete the sentences. **4**

- 1 The Taj Mahal is in
- 2 There are rooms inside.
- 3 In the garden there are

76

Everyday English
 Asking about/Telling the time

2 a) Look at the clock. What are these phrases in your language?
 b) What's your daily routine?

0' clock
quarter to  **quarter past**
half past

Telling
 • Have you got the time, please?
 • Excuse me, what's the time, please?

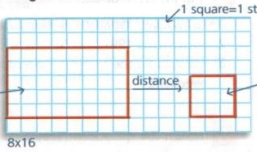
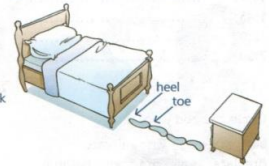
• It's five o'clock. • It's half past five.
 • It's quarter past six.

GAME
 The leader uses his/her arms to show the time. In turn, the teams say what time it is.

Extensive Reading 2

ACROSS THE CURRICULUM: **MATHS**


1 Look at the title of the text and the drawing. What do you think the text is about? Read through and check.


2 Read the text and complete the missing words. Listen and check.

Draw a Map to Scale

A scale of a map is the relationship between the size of something in the map and its size in the real world. How can you draw a map to scale?



What you need:



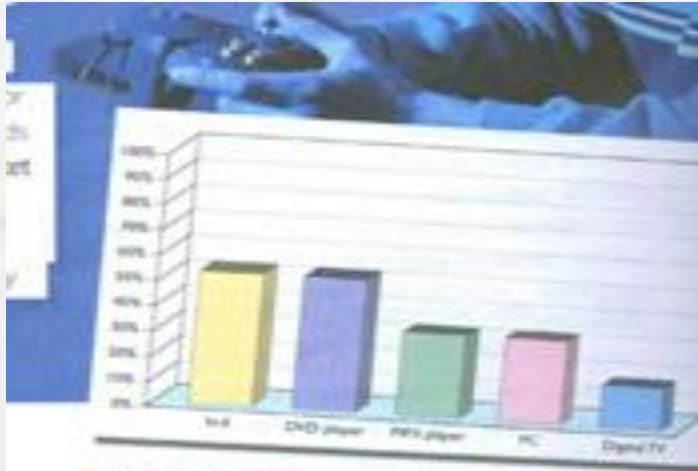
ruler pencil graph paper

What you have to do:

- 1 Choose two objects 1) i _ _ your bedroom, like your bed and the desk or the chair and the window.
- 2 Use steps to measure the distance.
- 3 Walk in a straight line. Place your feet from heel to toe. Count how many steps it takes to get from one object to 2) t _ _ other. Write down the number of steps.
- 4 Choose a scale, like one square on the graph is the same as one step. Draw a map of 3) y _ _ _ room. Use the measurements in steps. Write the map scale at the bottom of the graph paper.
- 5 This 4) i _ _ a scaled map of your room.

3 **Project:** Use the information in the text to draw a scaled map of your room. Present it to the class. Explain how you made it.

23




Speaking

- 3 Use the graph to tell the class what high-tech gadgets British teenagers have in their bedrooms.

Writing (a survey)

- 4 **Project:** Carry out a survey on what high-tech equipment your classmates own. Write a questionnaire and ask the rest of the class to complete it. Then make a bar graph like the one in Ex. 1 showing the results. Your graph should contain the following information.
- type of items
 - percentage of children



bottom of the Pacific Ocean. This was a major achievement in space technology history.

ACTIVITY

Do some research and make a timeline of the Mir Orbital Complex.

- With knowledge in the field of space technology
- What has happened in the history of space technology

Читательская грамотность

Reading

3 a) Read Janet's lines in the dialogue. What is the dialogue about?
b) Complete the gaps (1-5) in the dialogue with the missing sentences (A-F). There is one extra sentence. Listen and check.

Janet: This party is great!
Steve: 1)

Janet: Hey, look at that boy over there. Who is he?
Steve: 2)

Janet: Yes. What's his name?
Steve: 3)

Janet: He's got lovely blue eyes! How old is he?
Steve: 4)

Janet: What's he like?
Steve: 5)

A The one with the fair hair?
B He's fifteen.
C Yes, it is.
D He's tall and thin.
E He's very funny. Come and meet him.
F Johnny. He's Bill's brother.

c) Read the dialogue aloud. Imperative

Grammar Reference Read the examples. How do we form

2 Read the text and the Royal Family tree again and complete the Queen's profile given.

3

Name:
Born:
Surname:
Crowned:
Married:
Children:
Current Age:
She has ruled for:
Hobbies:

4

3 Look at the table and say the COLOUR not the word. Read the words aloud.


YELLOW	PURPLE	ORANGE	BLACK
RED	BLUE	GREEN	ORANGE
GREEN	GREEN	PURPLE	GREEN
RED	BLUE	BLACK	BLUE
		RED	ORANGE

4 Fun with colours!

Work in pairs.

Student A: Read the word.

Student B: Say the colour.





Extensive Reading 2

ACROSS THE CURRICULUM: LITERATURE



Oscar Wilde (1854-1900) was a popular Irish poet, novelist and dramatist. His most famous works include *The Picture of Dorian Gray*, *The Importance of Being Earnest*, as well as some excellent short stories like *The Canterville Ghost*. This story is about an American ambassador and his family who buy a house although the locals warn them that ghosts live in it. After several incidents, the Otis family begins to notice the Canterville Ghost.

1 Who was Oscar Wilde? Read text 4 to find out.

Reading & Listening

2 a) Read the title of the story and listen to the audio. What do you think happens in this extract?

b) Listen, read and check.

3 Complete the sentences. Explain the words in bold.

- Mr Otis was the _____.
- Mr Otis bought _____.
- People said that Canterville Chase _____.
- Mr Otis woke up because _____.
- Outside his bedroom, he saw _____.
- Mr Otis gave the ghost _____.

4 What did the man Mr Otis met look like? Draw a picture.

Speaking

5 **1** **2** **3** **4** **5** **6** **7** **8** **9** **10** **11** **12** **13** **14** **15** **16** **17** **18** **19** **20** **21** **22** **23** **24** **25** **26** **27** **28** **29** **30** **31** **32** **33** **34** **35** **36** **37** **38** **39** **40** **41** **42** **43** **44** **45** **46** **47** **48** **49** **50** **51** **52** **53** **54** **55** **56** **57** **58** **59** **60** **61** **62** **63** **64** **65** **66** **67** **68** **69** **70** **71** **72** **73** **74** **75** **76** **77** **78** **79** **80** **81** **82** **83** **84** **85** **86** **87** **88** **89** **90** **91** **92** **93** **94** **95** **96** **97** **98** **99** **100**

Writing

6 **1** **2** **3** **4** **5** **6** **7** **8** **9** **10** **11** **12** **13** **14** **15** **16** **17** **18** **19** **20** **21** **22** **23** **24** **25** **26** **27** **28** **29** **30** **31** **32** **33** **34** **35** **36** **37** **38** **39** **40** **41** **42** **43** **44** **45** **46** **47** **48** **49** **50** **51** **52** **53** **54** **55** **56** **57** **58** **59** **60** **61** **62** **63** **64** **65** **66** **67** **68** **69** **70** **71** **72** **73** **74** **75** **76** **77** **78** **79** **80** **81** **82** **83** **84** **85** **86** **87** **88** **89** **90** **91** **92** **93** **94** **95** **96** **97** **98** **99** **100**


Файл Главная Комментарий Вид Форма Защитить Foxit eSign Поделиться Справка Поиск

Начать Spotlight_10_Student_39... x

4d

Literature

1 Look at the title of the text and the picture on p. 70. What do you think the extract is about? Read the biography and check.



Sir Arthur Conan Doyle (1859-1930) was a Scottish doctor and author. His mother was passionate about books and a fantastic storyteller. Arthur discovered he had

The Lost World

"But what do you make of this?" cried Professor Summerlee, **triumphantly** pointing to what looked like the huge print of a five-fingered human hand appearing among the three-toed marks.

5 "Wealden!" cried Professor Challenger, in ecstasy. "I've seen them in Wealden in England. It is a creature walking **upright** upon three-toed feet, and occasionally putting one of its five-fingered forepaws down on the ground. Not a bird, my dear Roxton – not a bird."









10 "A beast?"

71 / 245 + 187,14% 0:46

Естественнонаучная грамотность

What kind of Animals?

4 Look, read and say.

			
lizard	mouse	horse	whale
			
snake	crocodile	tortoise	elephant

5 Reptile or mammal? Look again and write the names of animals below in your notebooks.

1 ...	Reptiles	3 ...
2 ...		4 ...
1 ...	Mammals	3 ...
2 ...		4 ...



Siberian Tiger

Choose the best word (1-7).

With its bright stripes and loud roar, the Siberian tiger is truly an impressive animal. Indigenous to eastern Russia, north-east China and parts of North Korea, the Siberian tiger can 1) ... (grow/ reach/ expand/develop) a length of 286 cm which 2) ... (does/ makes/ causes/ creates) it the largest living tiger. Siberian tigers are fierce predators and primarily hunt wild boar and elk. 3) ... (Due/ Because/ Since/ As) to the fact that their prey is found across wide areas, the Siberian tiger requires a large territory to survive. An adult male cat will roam a territory up to 1,000 km². The tiger moves through its territory 4) ... (alone/ solo/ lonely /one) and hunts at night. Using its keen vision and hearing along with a powerful 5) ... (feeling/ sense/ taste/ nose) of smell, it sneaks up on its prey stealthily. Its stripes help camouflage it 6) ... (on/ with/ across/ in) the tall grass. It can run

It's an insect's life!




There are about 10 million types of insects in the world. These little creatures live in our homes and gardens. Some live near water, others live in fields, parks, and forests. Some insects come out during the day while others come out at night.

Insects are really important. They keep our gardens clean because they eat dead leaves and other waste¹. They are also an important food for birds and other animals. Some insects, like bees, even make food – honey.

Финансовая грамотность

Put coins A-G in order of value (from lowest to highest).

British Coins



1p = one penny
2p = two pence
100p = £1 (one pound)

3 Which the ite
4 Imagi yeste the e
A: Wh B: Ibc A: Ho B: Th
1 tw
2 a b
3 a p
4 a j

Tony's Takeaway

MENU

Cheeseburger	
Small	£1.99
Medium	£2.49
Large	£2.99
Baked potato with:	
Cheese, tuna or beef chilli	£2.99
Sandwiches:	
Cheese, egg, tuna or chicken	£1.99
French fries	
Small	95p
Medium	£1.20
Large	£1.40
Chocolate cake	£1.20
Ice cream:	
Chocolate, strawberry or vanilla	99p
Drinks:	
Orange juice	90p
Coke, lemonade, mineral water	70p

How much do coins A-F add up to altogether? Which of the following items can you buy with this sum of money?



20p
a packet of crisps

35p
a bar of chocolate

60p
a jar of jam

£1.10
a carton of orange juice

26p
a bottle of cola

£3.48
a box of chocolates

2

boy rings £4.00

£6.00 doll

£12.00 umbrella

£8.00 T-shirt

thermos flask £13.00

£6.00 bell

£4.00 teddy bear

£8.00 scarf

table tennis set £11

£15 jigsaw puzzle

£5 board gliding plane

£12 dart set

£55 bicycle

£25 roller skates

Portfolio: Imagine it English friend's birthday you want to buy him/her a t. In pairs, act out es like the dialogue in Use the toys and prices pictures above to help record yourselves.

please.

Speaking

owing?

3

Use the information to act out similar dialogues. Use the sentences from Ex. 1a as well as dialogue A as an example.

ge.

gues
mer.
eller

Cineworld Cinemas

Now showing:

Screen 1	King Kong	6 pm	9 pm	11.30 pm
Screen 2	Maleficent	4 pm	7 pm	10 pm
Screen 4	The Family Stone	4 pm	7 pm	10 pm


Tickets: Adults £7, Children/Students £5

the
do

r.

A: Have you ever been to an Eco-Bazaar?

B: Yes, I have. Last year we organised an Eco-Bazaar to celebrate Buy Nothing Day.

b  Work in pairs. Discuss your shopping experiences as in the example.

- spend all your pocket money on one item
- save money for a reason
- visit a charity shop
- buy something you regretted afterwards

▶ A: Have you ever spent all your pocket money on one item?

B: Yes, I have.

A: What did you spend it on?

B: I spent it on a computer game.

2 Prepare a survey with yes/no answers to find out how responsible your class is with money.

▶ You find a wallet in the street with an address. Do you keep the wallet? Yes/No

Write a paragraph about your findings.

▶ Most of the class seem to be quite responsible with money. Almost everyone would ...

Smile



Why are money and a secret so alike?

Because they're both difficult to keep.



Глобальные компетенции

Project

3 Portfolio: Use an atlas to find other countries and their capitals. Prepare a small quiz for your classmates.

World monuments in DANGER

1 What do you know about the monuments in the pictures? Why do you think they are in danger? Read to find out.

2 Read the text and complete the missing words. Listen and check.

Acid rain is rain that contains particles of acid. It is mainly caused by burning fossil fuels. Acid rain is bad for the environment and many of the world's historic monuments are damaged by it.

- 1 The Statue of Liberty in New York was a gift to the French people to the American people and is a universal symbol of freedom and democracy. Millions of people visit this great monument every year. For many years now, acid rain has damaged the statue and has even changed its colour.
- 2 The Leshan Giant Buddha is located on the eastern side of the Min River in the Sichuan Province of China. It is 70.7 metres high. Begun in 713 AD and finished in 803 AD, the statue took people more than 90 years to carve from stone. It is the world's largest stone Buddha. It was nearly destroyed by wind erosion and acid rain before 1960 when the Chinese government began to repair it. Nowadays, the maintenance work is still going on in an effort to restore this beautiful monument.
- 3 The Great Sphinx in Giza is one of the most fascinating historical monuments of all and a national symbol of Egypt. It was built about 4,500 years ago. Every year, millions of tourists come to see the Sphinx. Unfortunately, wind, sand and acid rain are putting this wonderful monument in danger. If we want to reduce acid rain we must burn fossil fuels. Burning coal, oil and gas releases huge amounts of sulphur into the atmosphere. This sulphur creates acid rain. The best way to solve this problem is to use alternative energy sources and wind power instead of the traditional fossil fuels can really help the environment. Another thing we can do is make cars and other vehicles more environmentally friendly. We need to use petrol. Instead, we can use cars that are electrically powered or run on some other fuel. In this way, the atmosphere will be cleaner and our monuments will stay beautiful.

3 Read and mark the sentences T (true) or F (false). Correct the false statements.

- 1 Acid rain is caused by burning coal.
- 2 The Statue of Liberty was given to the French.
- 3 The Leshan Giant Buddha is made of marble.
- 4 The Leshan Giant Buddha is being repaired.
- 5 The Great Sphinx is made of marble.
- 6 The Great Sphinx is visited by millions of people every year.

102

ENVIRONMENTAL PROBLEMS

1 What should we do to protect the environment? Use the ideas listed to make sentences.

Reduce

- amount of water we use
- energy consumption
- burning of oil & coal
- rubbish
- use of cars
- paper consumption
- excessive packaging

Reuse

- old tins, shoe boxes, jars and bottles
- writing paper
- fruit/vegetable peelings
- water
- old towels, sheets and clothes

Recycle

- glass
- aluminium
- paper
- plastic

3Rs

They should...

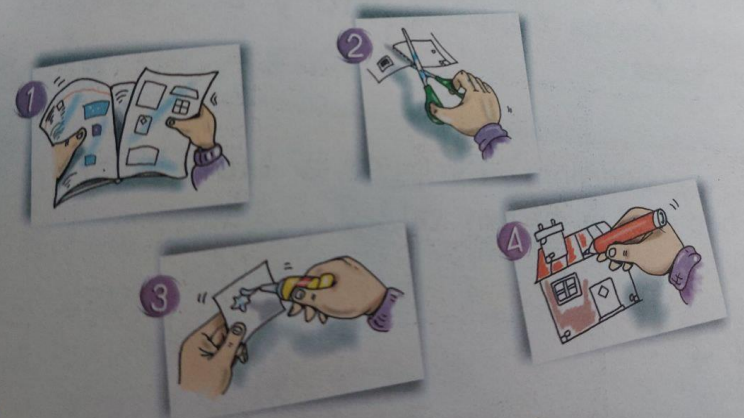
► We should reduce the amount of water we use.

Креативное мышление

4 Давай сделаем домик и расскажем о нём
одноклассникам!

This is my house. This is a

3b



Свой ... сопровожда

Fun at school

Make your own **PARTY HAT**

Materials:

- a paper plate
- coloured paper
- paint, markers, or crayons
- scissors
- glue



Paint it Blue!



- 4 These are paintings by Picasso. What colour are they?
Read and choose:

a) red

b) yellow

c) blue



2 **RNE** Complete the gaps (1-8) with the correct words derived from the words in brackets. Listen and check. Then, explain the words/phrases in bold.

3 **Portfolio:** Imagine you are a guide on a River Thames boat trip. Make notes on the tourist attractions. Use them to give your guided tour. Record yourself.

► *Good morning, ladies and gentlemen, we're now just passing the London Eye on the left where you can ...*

4 **Portfolio:** Work in groups. Design an information leaflet for tourists coming to your town/city. Decide on three or four places to visit and write what someone can do/see there. Include pictures.

Благодарю авторов УМК «Spotlight»



Список использованной литературы

1. Английский язык (в 2 частях), 2 класс/ Быкова Н.И., Дули Д., Поспелова М.Д. и другие, Акционерное общество «Издательство «Просвещение»
2. Английский язык (в 2 частях), 3 класс/ Быкова Н.И., Дули Д., Поспелова М.Д. и другие, Акционерное общество «Издательство «Просвещение»
3. Английский язык (в 2 частях), 4 класс/ Быкова Н.И., Дули Д., Поспелова М.Д. и другие, Акционерное общество «Издательство «Просвещение»
4. Английский язык: 5-й класс: учебник, 5 класс/ Ваулина Ю.Е., Дули Д., Подоляко О.Е. и другие, Акционерное общество «Издательство «Просвещение»
5. Английский язык: 6-й класс: учебник, 6 класс/ Ваулина Ю.Е., Дули Д., Подоляко О.Е. и другие, Акционерное общество «Издательство «Просвещение»
6. Английский язык: 7-й класс: учебник, 7 класс/ Ваулина Ю.Е., Дули Д., Подоляко О.Е. и другие, Акционерное общество «Издательство «Просвещение»
7. Английский язык: 8-й класс: учебник, 8 класс/ Ваулина Ю.Е., Дули Д., Подоляко О.Е. и другие, Акционерное общество «Издательство «Просвещение»
8. Английский язык: 9-й класс: учебник, 9 класс/ Ваулина Ю.Е., Дули Д., Подоляко О.Е. и другие, Акционерное общество «Издательство «Просвещение»
9. Английский язык, 10 класс/ Вербицкая М.В. и другие; под редакцией Вербицкой М.В., Общество с ограниченной ответственностью Издательский центр «ВЕНТАНА-ГРАФ»; Акционерное общество «Издательство «Просвещение»
10. Английский язык, 11 класс/ Вербицкая М.В. и другие; под редакцией Вербицкой М.В., Общество с ограниченной ответственностью Издательский центр «ВЕНТАНА-ГРАФ»; Акционерное общество «Издательство «Просвещение»

Интернет-источники

- https://fgos.ru/FGOS/standart_pdf.php?id=1009 ФГОС 17 декабря 2010 года
- <https://www.youtube.com/watch?v=YGI5f4Zk3rg> вебинар авторов УМК УМК «Spotlight»