



РАБОТА С НЕСПЛОШНЫМИ ТЕКСТАМИ НА УРОКАХ АНГЛИЙСКОГО ЯЗЫКА

АВТОР: СИНЯВСКАЯ НАТАЛЬЯ
ИГОРЕВНА

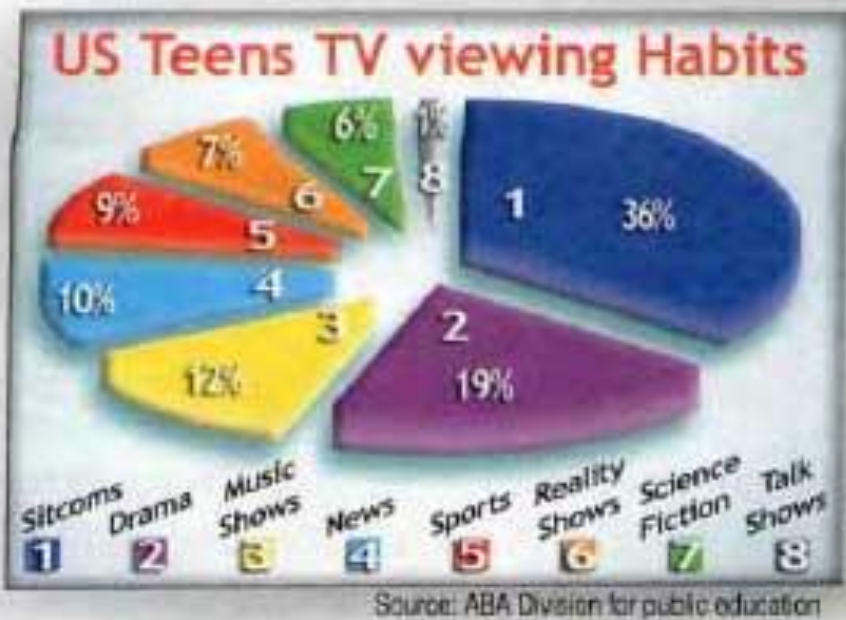
УЧИТЕЛЬ АНГЛИЙСКОГО ЯЗЫКА
МБОУ СОШ №15

Г. ЕЙСК

НЕСПЛОШНОЙ ТЕКСТ — ЭТО ТЕКСТ, В КОТОРОМ ИНФОРМАЦИЯ ПРЕДСТАВЛЕНА ВЕРБАЛЬНО И НЕВЕРБАЛЬНО.

- Графики;
- диаграммы;
- схемы;
- таблицы;
- карты.

- Анкеты;
 - карты;
 - меню;
 - билеты;
 - объявления.
-



1 History Class
Mondays & Wednesdays
Room D

2 Please bring your Dictionary to English Class on Tuesdays & Thursdays!
Mr Brown

3 **FOR SCIENCE CLASS YOU NEED:**

- A pencil
- An eraser
- A pencil sharpener
- A ruler
- A notebook

4 Second hand Geography & Mathe textbooks for sale
Low prices!
Call Paul @ 07957345796

5 No PE on Friday, 6th
Thank you, Mrs Sanders

Drawing numbers

It is not always easy to pass along information about numbers using just words. One of the best ways to do that is to use a graph or 1) chart. Some of them 2) the line graph, the bar graph and the pie chart.

The Line Graph

In this type of graph, 3) use a line to present information. The line graph shows information, which changes over time.

Year	Number of Graduates
2004	10
2005	12
2006	15
2007	12
2008	18
2009	15
2010	20
2011	18
2012	22
2013	20
2014	25
2015	22

Menu

Burger	€3
Pizza	€5
Sausages	€5
Chicken	€7
Rice	€2
Chips	€2

Menu

Drinks	€1
Coke	€1.50
Orange Juice	€1
Water	€1
Desserts	€1
Ice cream	€1
Jelly	€1

INTERNATIONAL STUDENT & YOUTH EXCHANGE IDENTITY CARD

STUDENT IDENTITY No: 1234567

CITY UNIVERSITY UNIVERSITY

DIANA ACTON NAME

MAR 10 98 DATE OF BIRTH AMERICAN NATIONALITY

14 COOPER STREET, LONDON ADDRESS

Diana Acton SIGNATURE

The Bar Graph

Bar graphs can 4) horizontal or vertical. This type of graph 5) very useful for comparing two or more similar things.

Year	Boys	Girls
2004	120	80
2005	150	100
2006	180	120
2007	200	140
2008	220	160
2009	240	180
2010	250	190
2011	250	190
2012	250	190
2013	250	190
2014	250	190
2015	250	190

Student Sports Card

Name: Peter Sonders
Nationality: Australian
Address: 49 Allison Street, Bowen Hills, QLD 4006
Phone Number: 07 3852 2600

The Pie Chart

In pie charts you can see 6) section is large and what sections are small. In many pie charts, the most important section is separated from the rest of the pie.

Genre	Percentage
Rap	50%
Alternative	25%
Rock and roll	13%
Country	10%
Classical	2%

give
discovering differences and similarities between two things

УМЕНИЯ

- Различать сплошной и несплошной тексты
 - Извлекать информацию из несплошных текстов
 - Трансформировать информацию из несплошного текста в сплошной и наоборот
 - Самостоятельно создавать несплошные тексты
 - Оценивать полученную информацию
-

Be safe on the Road!

1) :
 Look for a zebra crossing or a traffic lights crossing.
 Don't **cross** between **parked** cars.
 Stop before you walk onto the road.
Stand on the pavement near the **kerb**.
 Listen and look both ways for **traffic**.
 Make sure it's clear and walk straight across the road.
 Don't run.



2) :
 Make sure your bike is in good **working condition**.
 Check your brakes and tyres regularly.
 Wear a bicycle helmet.
 Ride with the **flow** of traffic, not against it.
 Use bike **lanes**.
 Wear **bright** clothes in daytime.
 Never carry a second person on your bike.



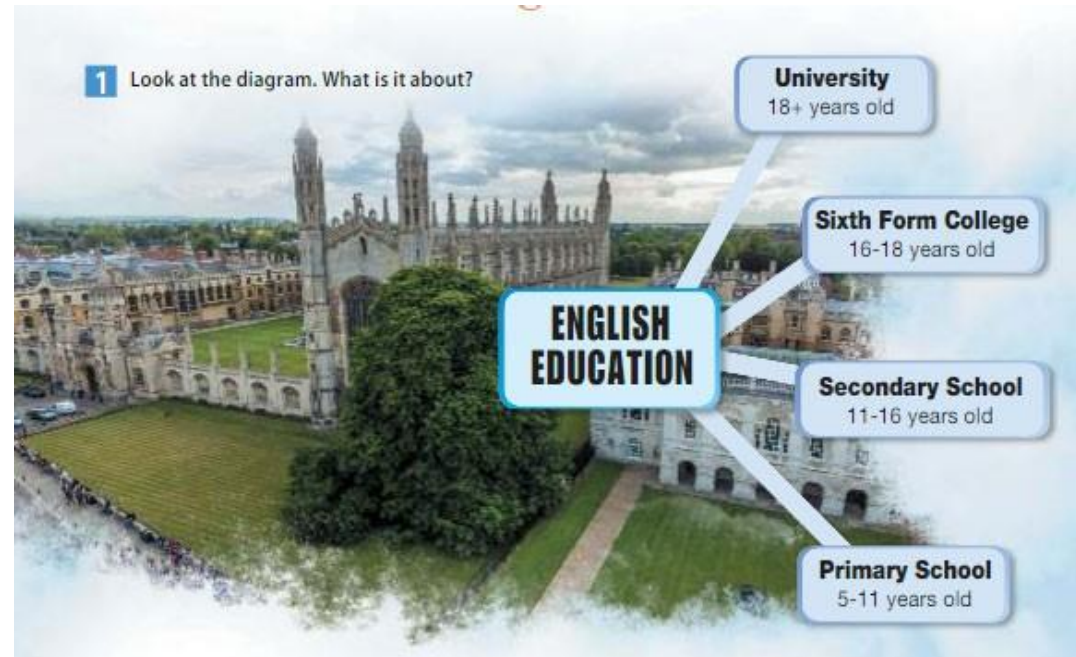
3) :
 Stand well back until the bus has stopped completely.
 Don't push others when you enter the bus.
 Sit down in your seat quietly and quickly.
 If there aren't free seats, use handgrips.
 Don't talk to the driver or **annoy** others on the bus.
 Don't lean out of the window.
 Don't wave from the window.



4) :
 Always sit in the back seat if you are under twelve years old.
 Wear a seat belt.
 Don't block the rear view mirror.
 Don't play with the car door handles.
 Always use the door on the pavement side to get out of the car.



ДОПОЛНЯЕМ ЗАДАНИЯ К СПЛОШНЫМ ТЕКСТАМ



Создание подобной диаграммы

Создание таблицы или кластера

1 What did they do last Saturday? Copy the table in your notebooks. Listen and tick (✓). Then say.

	play soccer	watch a film	visit a friend	paint a picture	listen to music
Larry	✓		✓		
Lulu		✓		✓	
Paco			✓		✓
Maya		✓			✓

Написание текста по таблице

Many children in the UK start nursery school at the age of three or four. All children start primary school when they are five and spend six years there. Some children in primary schools wear uniforms.



Name of school	Age
Nursery school	
Primary school	

Составлять рассказ, опираясь на таблицу

ПРИЁМ «KEY WORDS»



Teens' Favourite!!!

She's the world's favourite Latin singer. She's young, she's beautiful, she's got a great voice. She's a 'Woman of Grace'.

- four brothers and four sisters
- Shakira Isabel Mebarak Ripoll
- Colombia, South America
- painting and listening to jazz
- speak five languages, dance and sing
- 2nd February 1977

SHAKIRA'S FACTS

- Full Name:
- Is from: Barranquilla,
- Date of Birth:
- Family:
- Hobbies:
- She can:

3 Try to remember as many facts as you can about Shakira. Don't look at the text.

► Shakira's full name is ... She is from (place) ... Her birthday is on (date) ... She has got ... Her hobbies are ... She can ...

ПРИЁМ «CHAIN QUESTION»

Drawing numbers

It is not always easy to pass along information about numbers using just words. One of the best ways to do that is to use a graph or 1) chart. Some of them 2): the line graph, the bar graph and the pie chart.

The Line Graph

In this type of graph, 3) use a line to present information. The line graph shows information, which changes over time.

Year	Number of Graduates
1987	5
1988	10
1989	15
1990	10
1991	15
1992	10
1993	15
1994	20
1995	25
1996	20
1997	25
1998	20
1999	15

The Bar Graph

Bar graphs can 4) horizontal or vertical. This type of graph 5) very useful for comparing two or more similar things.

Year	Boys	Girls
1995	100	150
1996	150	200
1997	200	250
1998	250	300
1999	280	320
2000	290	330
2001	300	340
2002	310	350

The Pie Chart

In pie charts you can see 6) section is large and what sections are small. In many pie charts, the most important section is separated from the rest of the pie.

Genre	Percentage
Rap	50%
Alternative	25%
Rock and roll	13%
Country	10%
Classical	2%

¹ give
² discovering differences and similarities between two things

Read the title. How is it related to the pictures? What do you think the text is about? Read and check.

Which type of graph is best for comparing things? Why do you think the third chart is called a pie chart? What can you read in these graphs?

Which type of chart would you use to present the following information:

Things teenagers spend their money on

- food: 50%
- clothes: 20%
- entertainment: 30%

ПРИЁМ « ГАР- ТЕКСТ»



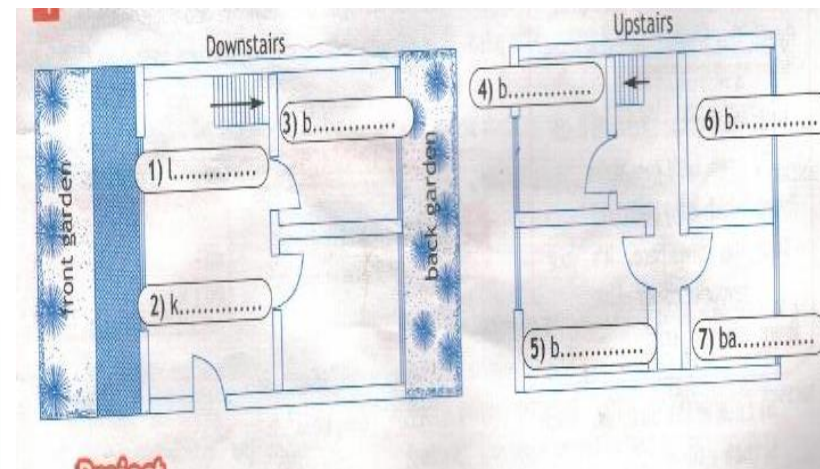
FOR SALE

Villa in Mallorca

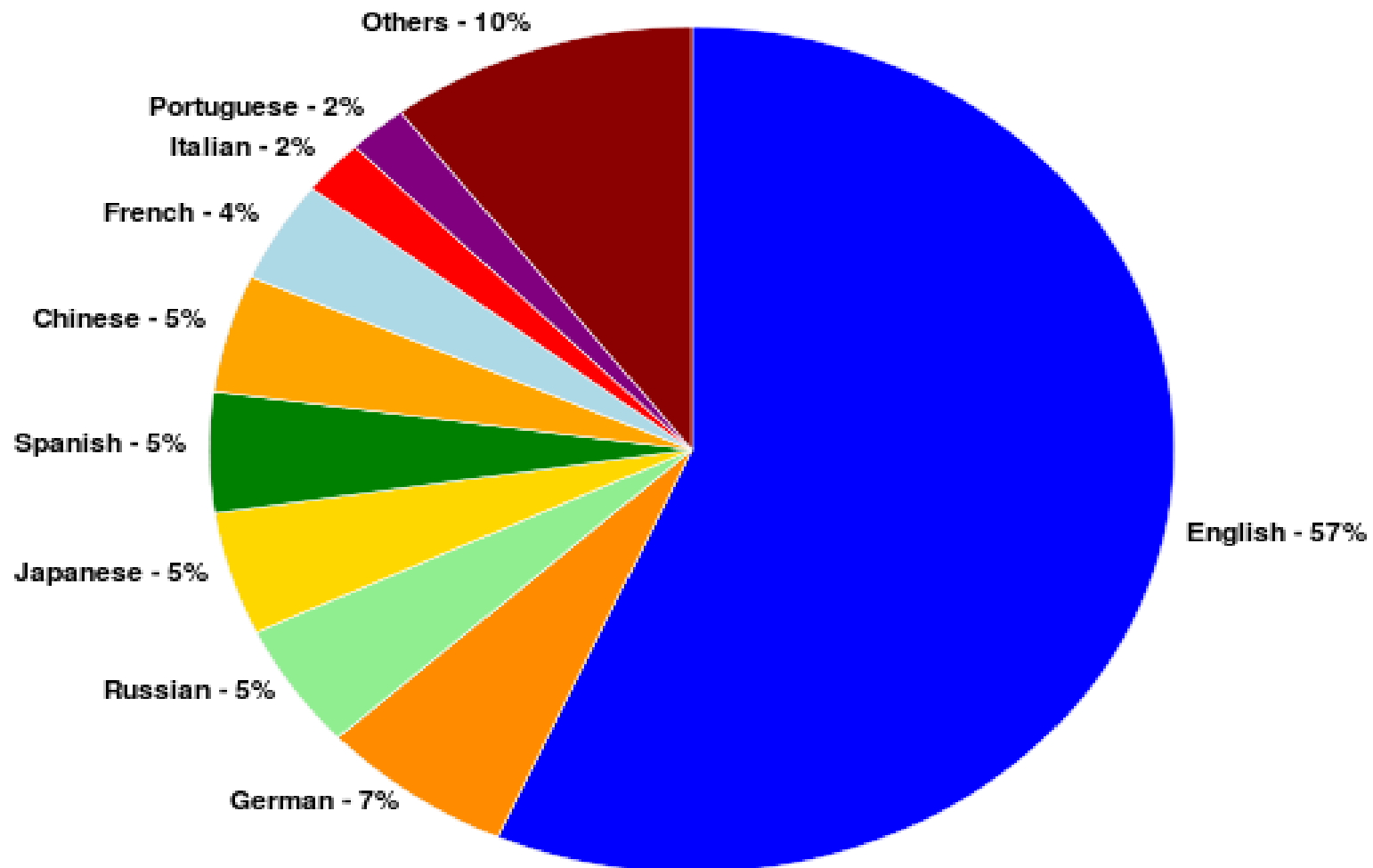
- House 300m²
- 1) bedrooms +
- 3) 2) floorst
- 10m x 3) m swimming pool
- beautiful 4) garden
- fantastic view

Contact:
5)@house.com.au

€875,000

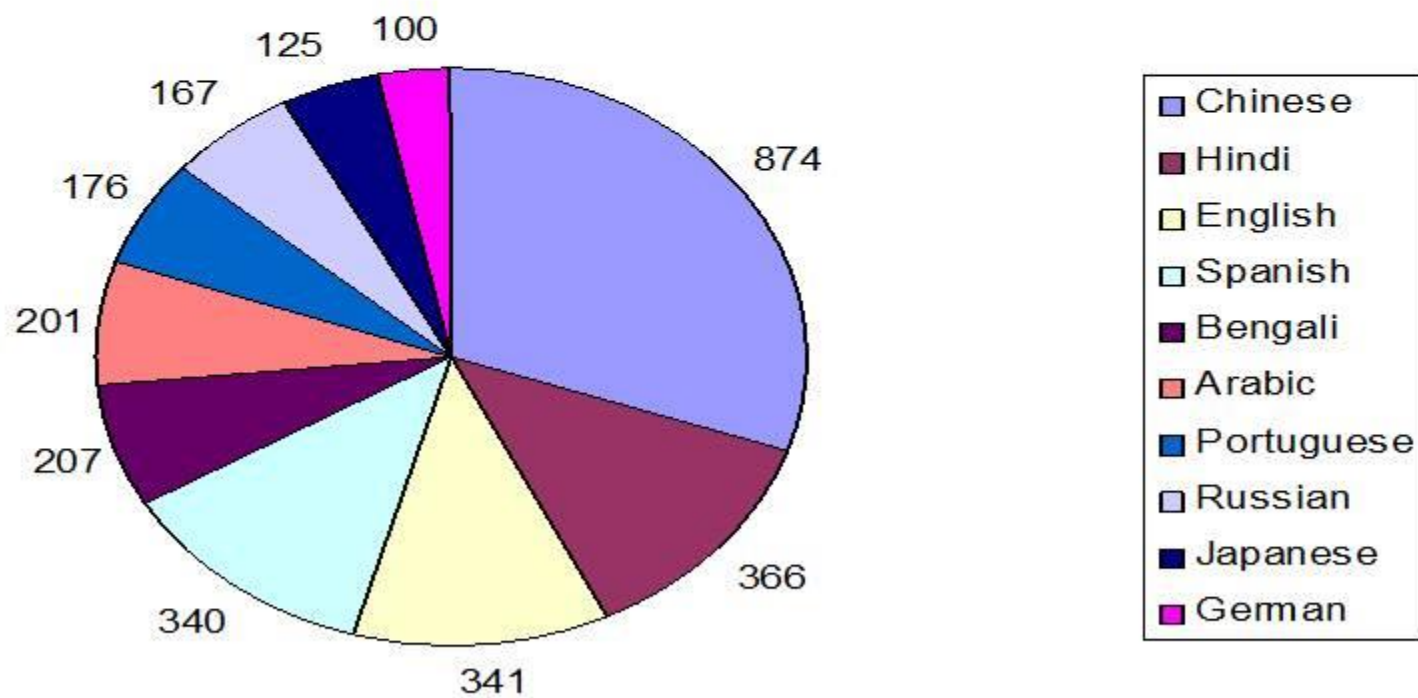


ПРИЁМ «РАЗГОВОР ПО КРУГУ»

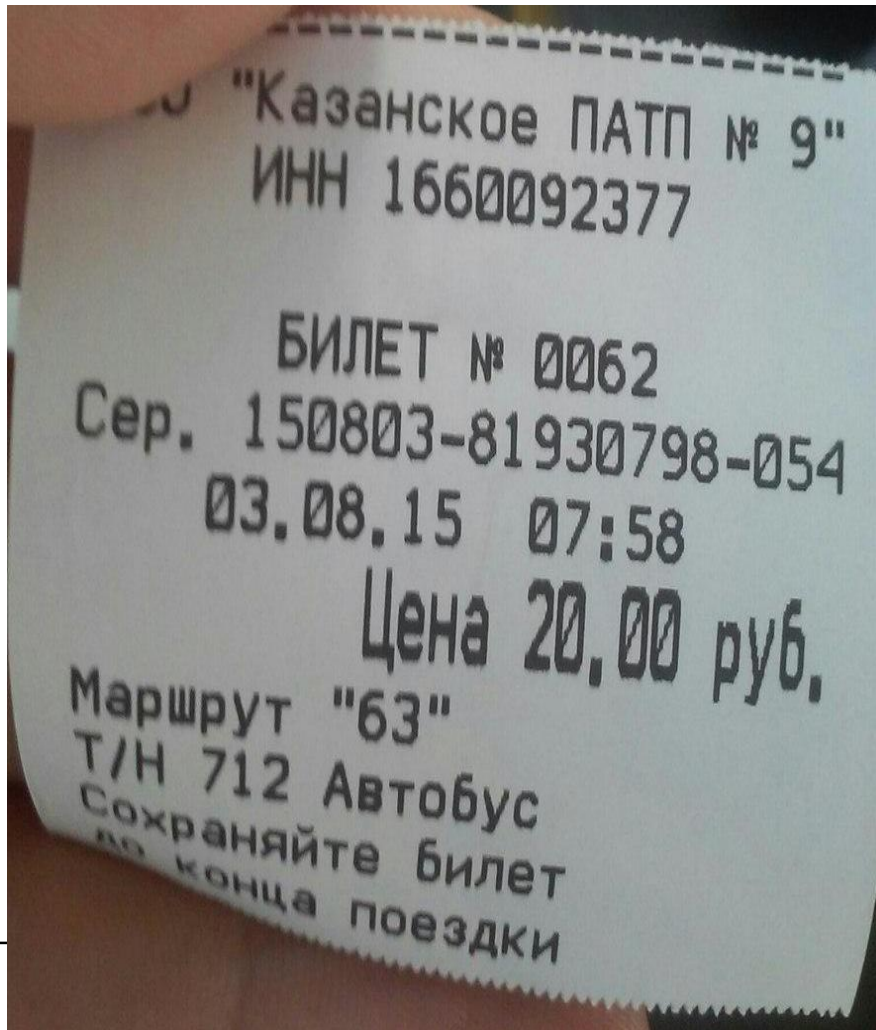


РАСПРОСТРАНЕНИЕ ИНОСТРАННЫХ ЯЗЫКОВ В МИРЕ

Кол-во людей, говорящих на различных языках (млн. чел.)



ПРИЁМ «БИЛЕТ»



1. В каком транспорте используется данный билет?
 2. Назовите номер маршрута?
 3. Сколько сдачи получит пассажир, если у него есть 100 рублей?
 4. Каким наименьшим количеством монет можно заплатить за проезд?
 5. В какое время года передвигался пассажир на этом транспорте?
 6. Когда пассажир окажется дома, если будет в пути 9 минут, а дорога от остановки до дома займёт 10 минут?
-



Спасибо за
внимание!

РАБОТА С
НЕСПЛОШНЫМИ
ТЕКСТАМИ НА
УРОКАХ
АНГЛИЙСКОГО
ЯЗЫКА

