

# **Формирование функциональной грамотности на уроках АНГЛИЙСКОГО ЯЗЫКА**

**Гуделова Яна Георгиевна,  
учитель английского языка  
МБОУ СОШ №15 имени И. Ф. Масловского  
МО Брюховецкий район**

**«Функциональная грамотность - это способность человека использовать приобретаемые в течение жизни знания для решения широкого диапазона жизненных задач в различных сферах человеческой деятельности, общения и социальных отношений».**

*(А. А. Леонтьев).*

читательская  
грамотность

математическая  
грамотность

естественнонаучная  
грамотность

**Направления  
формирования  
функциональной  
грамотности**

финансовая  
грамотность

глобальные  
компетенции

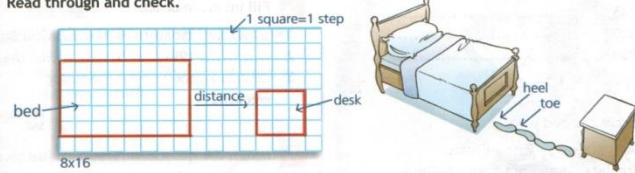
креативное  
мышление

# Формирование математической грамотности

Данное упражнение предлагается в учебнике «Spotlight» за 6 класс. Здесь необходимо нарисовать карту в масштабе, изучив упражнения 1 и 2.

**Extensive Reading 2**  
ACROSS THE CURRICULUM: MATHS

**1** Look at the title of the text and the drawing. What do you think the text is about? Read through and check.

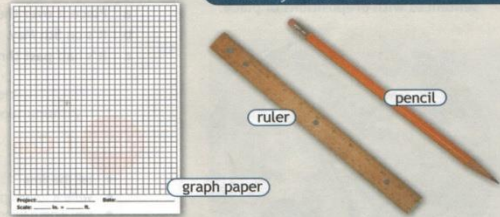


**2** Read the text and complete the missing words. Listen and check.

### Draw a Map to Scale

A scale of a map is the relationship between the size of something in the map and its size in the real world. How can you draw a map to scale?

**What you need:**



**What you have to do:**

- 1 Choose two objects 1) i \_ \_ your bedroom, like your bed and the desk or the chair and the window.
- 2 Use steps to measure the distance.
- 3 Walk in a straight line. Place your feet from heel to toe. Count how many steps it takes to get from one object to 2) t \_ \_ other. Write down the number of steps.
- 4 Choose a scale, like one square on the graph is the same as one step. Draw a map of 3) y \_ \_ \_ room. Use the measurements in steps. Write the map scale at the bottom of the graph paper.
- 5 This 4) i \_ \_ a scaled map of your room.

**3** **Project:** Use the information in the text to draw a scaled map of your room. Present it to the class. Explain how you made it.

# Математическая грамотность

- ▶ Формирование математической грамотности как способность человека мыслить математически, формулировать, применять и интерпретировать математику для решения задач в разнообразных практических контекстах.
- ▶ Типовые задания: производить простые вычисления на иностранном языке, характерные для обычной проверки математической подготовки учащихся.
- ▶ Count and say.  $1+8 = \dots$  (one plus eight is nine)  $9+11 = \dots$  (nine plus eleven is twenty)

# Работа с числами

2 Write the numbers in the boxes and do the sums.

1 sixteen  + three  = *nineteen*

2 one  + eleven  =

3 thirteen  + seven  =

4 fifteen  + five  =

5 six  + twelve  =

6 fourteen  + three  =

3 Реши примеры и запиши решение по образцу.

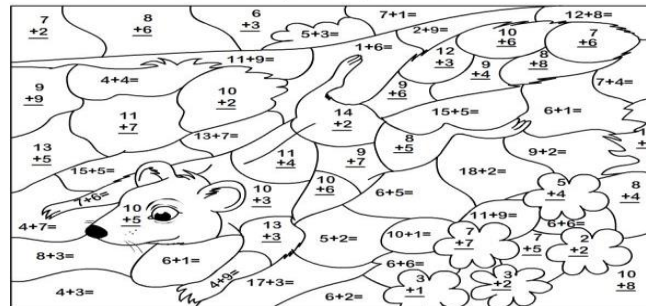
1.  $2 + 2 = 4$  Two and two is four.
2.  $6 - 5 = 1$  Six minus five is one.
3.  $4 + 5 =$  .....
4.  $9 - 2 =$  .....
5.  $7 + 1 =$  .....
6.  $8 - 2 =$  .....
7.  $7 + 9 =$  .....
8.  $10 - 5 =$  .....
9.  $6 + 2 =$  .....
10.  $8 - 6 =$  .....
11.  $6 + 7 =$  .....
12.  $17 - 7 =$  .....
13.  $11 + 8 =$  .....
14.  $19 - 3 =$  .....
15.  $20 + 30 =$  .....
16.  $40 - 10 =$  .....
17.  $50 + 35 =$  .....
18.  $60 - 24 =$  .....
19.  $72 + 33 =$  .....
20.  $95 - 11 =$  .....

4 Сделай записи в телефонной книжке на английском языке.

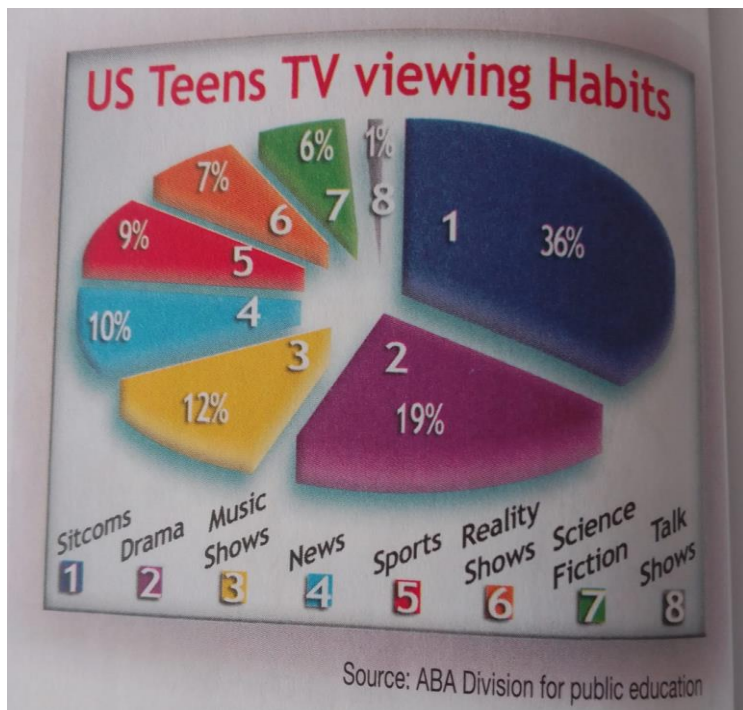
- Образец: 755 39 40 seven double five three nine four zero
1. 765-13-89 .....
  2. 642-11-95 .....
  3. 315-34-00 .....
  4. 889-03-41 .....
  5. 149-52-36 .....
  6. 587-23-64 .....

0 — zero [ˈziərəʊ] 22 — double two [ˈdʌbl ˈtuː]  
88 — double eight

Add the numbers and color the picture by number.



# Работа с диаграммами, геометрическими фигурами



4 Скажи, на какую из этих форм похожи предметы на картинках.

1 triangle 2 circle 3 square

a b c

d e f

Draw the things using a triangle, a circle, a square





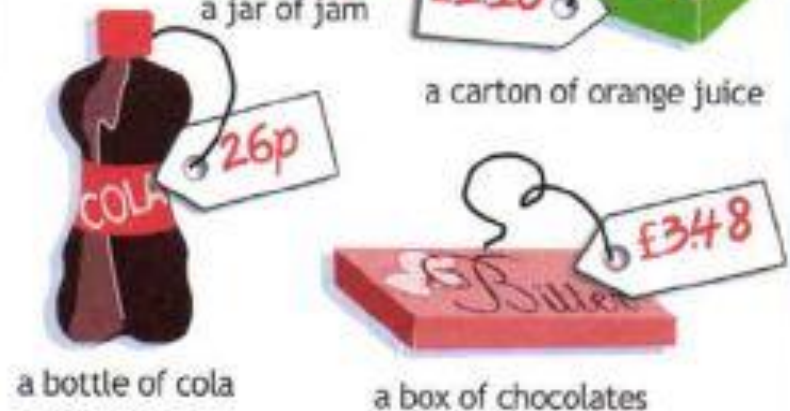
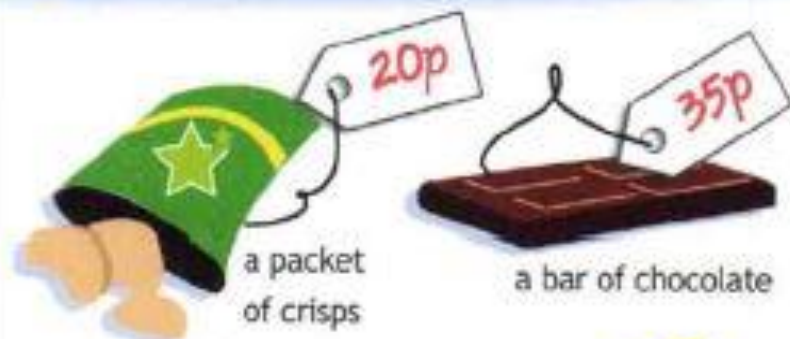
# Формирование финансовой и математической грамотности на примере упражнений из учебника «Spotlight» за 5 -6 классы

1 Put the coins A-G in order of value (from lowest to highest).



2 How much do the coins A-F add up to

В данном упражнении предлагается расположить монеты по возрастанию стоимости, а также рассказать о российских монетах, после этого составить диалог о покупке товаров и решить какими монетами за них заплатить. Цена указана на товаре.



# Деньги, бизнес

**A**  **B**  **C** 

**D** 


**Vocabulary**


◆ Forms of identification


**1** a) Look at the cards. Which is a credit card? an identity card? a membership card? a driving licence?


**Communication**

**4** Look, read and complete. (12 points)

e.g. **A:** Can I have a **carton of milk**, please?  
**B:** Here you are. That's **one pound**, please.  £1.00

**1** **A:** Can I have a ..., please?  
**B:** Here you are. That's ..., please.  69p

**2** **A:** Can I have a ..., please?  
**B:** Here you are. That's ..., please.  62p









**3** **A:** Can I have a ..., please?  
**B:** Here you are. That's ..., please.  73p

[12]

**6** **a** **Make a meal of it!**

**1** Listen and repeat.

£1 = one pound  
 85p = eighty-five pence/p  
 £1.20 = one pound twenty (pence)

a <b>packet</b> of biscuits	 £1.09	a <b>jar</b> of jam	 £1.10
a <b>bar</b> of chocolate	 £1.15	a <b>carton</b> of milk	 95p
a <b>kilo</b> of potatoes	 £2.15	a <b>bottle</b> of Coke	 95p
a <b>loaf</b> of bread	 89p	a <b>tin</b> of beans	 67p


**2** Chit-Chat

**A:** Can I have a packet of biscuits, please?  
**B:** Yes, of course. Here you are. That's one pound nine pence, please.

# Формирование естественно-научной грамотности

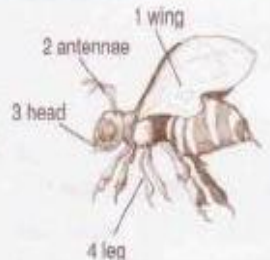
В данном упражнении из учебника «Spotlight» за 5 класс предлагается 1) по заголовку определить о чем текст 2) прослушать и узнать о чем текст 3) прочитать текст и ответить на вопросы. Данный текст о насекомых, где они обитают, об их строении и о том, какое значение они имеют в природе и в жизни человека.

2 a) Read the title of the text. What do you expect to read about? Listen and read to find out.

 b) Read the text and answer the questions.

- 1 How many insects are there in the world?
- 2 Where do they live?
- 3 Why are insects important?
- 4 What can bees do?

*It's an insect's life!*



There are about 10 million types of insects in the world. These little creatures live in our homes and gardens. Some live near water, others live in fields, parks, and forests. Some insects come out during the day while others come out at night.

Insects are really important. They keep our gardens clean because they eat dead leaves and other waste<sup>1</sup>. They are also an important food for birds and other animals. Some insects, like bees, even make food – honey.

<sup>1</sup> unwanted things, rubbish

# Растения и животные

1 Read and answer.

## Pine Walk Koala Park

TREAT YOURSELF TO A SPECIAL DAY OUT!

In Pine Walk Koala Park you can:

- Hug a cute koala anytime of the day!
- Feed friendly kangaroos and emus!
- Walk around the beautiful forest in the park!
- Have a picnic by the side of the river!
- Meet some fun-loving Australians!

Opening Times: 8:30 am – 5:00 pm  
Cost: Adult \$15  
Child \$11

WE HOPE TO SEE YOU SOON!



## English in Use 5

◆ Ordering flowers

1 Look at the flowers in the pictures. What are their names in Russian? When do people offer flowers in Russia?



carnations

sunflowers

tulips

daisies

roses

# Читательская грамотность

**Способность человека понимать и использовать письменные тексты, размышлять о них и заниматься чтением для того, чтобы достигать своих целей, расширять свои знания и возможности, участвовать в социальной жизни.**

# Упражнения, направленные на формирование читательской грамотности при изучении иностранного языка:

- ▶ **Определить по заголовку тему текста;**
- ▶ **Найти ответы на вопросы.**
- ▶ **Согласиться с утверждениями или опровергнуть их после прочтения текста.**
- ▶ **Выбрать подходящий заголовок к каждому из абзацев.**
- ▶ **Найти в тексте предложения со следующими словами (грамматическими явлениями).**
- ▶ **Найти описание внешности, места, события и др.**
- ▶ **Догадаться о значении слова по контексту.**

## **Пример задания на развитие читательской грамотности на уроках английского языка в начальной школе. (4 класс)**

### **My neighbor**

My neighbor Jason is a baker. He is very busy. When he is not at the bakery, he is out having fun. Every day Jason wakes up at 5 o'clock in the morning. He has breakfast and then he rides his bike to the bakery. When he gets there, he starts to make bread. His work is very hard. He works until 3 o'clock in the afternoon. Then he goes back home where he has lunch and rest for a while. In the evenings he sometimes goes to the cinema or meets his friends. On Wednesday he always does the shopping. On Sundays he always wakes up late and then reads a book or works in the garden. He usually goes to bed at 11 o'clock at night.

#### **Задание 1. Понимание и анализ**

*What is this story about? Choose the right answer. (О чем этот рассказ? Выберите правильный ответ.)*

- a) the baker's friend      b) the baker      c) the bakery      d) bakers

*Цель задания:* обобщение и интерпретация. Определить основную идею короткого описательного текста.

#### **Задание 2. Понимание**

*Mark the statements as T (true) or F (false). (Отметьте утверждения как верные (T) или неверные (F))*

- 1) My neighbor Jack is a baker.
- 2) Every day Jason wakes up at 6 o'clock.
- 3) When he gets to the bakery he starts to make biscuits.
- 4) On Sundays he always wakes up early.

*Цель задания:* поиск и извлечение информации.

#### **Задание 3. Знание**

*Answer the questions. (Ответьте на вопросы.)*

- 1) How does Jason get to his work?
- 2) What time does he finish his work?
- 3) What does he do on Sundays?

*Цель задания:* поиск и извлечение информации.

# Формирование читательской грамотности

Данное упражнение предлагается в учебнике «Spotlight» за 7 класс в рубрике «Литература».

Упражнение 1. Прочитать краткую информация об авторе и его работах.

Упражнение 2а. Необходимо прочитать заголовки рассказа и прослушать звуки, прогнозировать, что происходит в данном отрывке.

Упражнение 2б, 3. Прослушать текст и заполнить пропуски.

Упражнение 4. Описать и нарисовать портрет мужчины, которого встретил мистер Отис (формирование креативного мышления).

Упражнение 5. Разыграть диалог между мистером Отисом и Кентерберийским привидением.

Упражнение 6. В группах продолжить рассказ (формирование креативного мышления).

**Extensive Reading 2**  
ACROSS THE CURRICULUM: LITERATURE

**A** *Oscar Wilde (1854-1900) was a popular Irish poet, novelist and dramatist. His most famous works include 'The Picture of Dorian Gray', 'The Importance of Being Earnest', as well as some excellent short stories like 'The Canterville Ghost'. This story is about an American ambassador and his family who buy a house although the locals warn them that ghosts live in it. After several incidents, the Otis family begin to notice the Canterville Ghost.*

**1** Who was Oscar Wilde? Read text A to find out.

**Reading & Listening**

**2** a) Read the title of the story and listen to the sounds. What do you think happens in this extract?  
b) Listen, read and check.

**3** Complete the sentences. Explain the words in bold.

- Mr Otis was the .....
- Mr Otis bought .....
- People said that Canterville Chase .....
- Mr Otis woke up because .....
- Outside his bedroom, he saw .....
- Mr Otis gave the ghost .....

**4** What did the man Mr Otis met look like? Draw a picture.

**Speaking**

**5** **Portfolio:** Act out a short dialogue between Mr Otis and the Canterville ghost.

**Project**

**6** **Portfolio:** What do you think happened afterwards? In groups, continue the story. Then, listen and check.

*Oscar Wilde*  
**The Canterville Ghost**

**W**hen Mr Hiram B Otis, the American ambassador, bought Canterville Chase, every one told him it was a very foolish thing to do, as the place was haunted.

At eleven o'clock the family went to bed, and by half-past all the lights were out. Some time after, Mr Otis woke up because of a noise outside his room. It sounded like the **clank** of metal. He got up at once, **struck** a match, and looked at the time. It was exactly one o'clock. Mr Otis was quite calm. The strange noise continued, and with it he heard the sound of footsteps. He put on his slippers, took a small bottle out of his **dress**ing case, and opened the door. Right in front of him he saw an old man. He looked terrible. His eyes were red; his hair was long and grey; his clothes were old-fashioned and dirty, and there were **handcuffs** and **rusty chains** on his wrists and ankles.

"My dear sir," said Mr Otis, "those chains need **oiling**. Here take this small bottle of lubricant. I will leave it here for you and I will give you more if you need it." With these words the ambassador put the bottle down on a marble table, and went back to bed, closing the door behind him.

23



# Личностно-ориентированная технология

- ▶ На своих уроках с обучающимися 6х классов, в ходе выполнения проекта «ВК в лицах» мы формируем читательскую грамотность. Ученикам нужно прочитать информация об известной личности. Я использую личностно-ориентированную технологию, таким образом, каждый ученик выбирает сам себе известного человека, исходя из своих интересов. Далее обучающимся необходимо составить личную страницу в Контакте о прочитанном человеке, представленную на рисунке 6.



# Креативное мышление

Способность продуктивно участвовать в процессе выработки, оценки и совершенствовании идей, направленных на получение **инновационных** (новых, новаторских, оригинальных, нестандартных,) и **эффективных** (действенных, оптимальных) **решений, и/или нового знания.**

# Формирование креативного мышления

Рубрика «Culture Corner» есть в учебниках «Spotlight» за 8-11 классы. Данное упражнение из учебника за 10 класс. Здесь предлагается ознакомиться с системой школьного образования в США и выполнить упражнения после текста. В качестве креативного задания предлагается разработать в группе брошюру для американских учеников об образовании в России, написать о школьных предметах, изучаемых в наших школах, типичном школьном дне, спорте и внеурочных занятиях, брошюра должна быть в форме приглашения для американских учеников провести один год в нашей школе.

**CULTURE CORNER 3**

## American Senior High Schools

1 a Read about the school system in the USA. How old are students when they: *start school, go to junior high/middle school, go to senior high school, leave school?*  
b How is the system similar/different to the one in your country? Create a table of information like the one to the right.

2 Read the title of the leaflet. What is it about? Look at the picture and headings and say what you think life in an American senior high school is like. Read to find out.

### Are you aged 14 to 18?

Why not spend a year in the USA and experience life in an American senior high school?

We help you get the most out of your American experience!

1) ..... (relax) and informal teaching style  
American schools encourage students to think independently and take part in class 2) ..... (discuss). The American 3) ..... (educate) system also offers a great range of subjects, so you could get the chance to study American history, journalism, business studies or drama. Some high schools offer driving lessons too, so you could get your American driving licence while you're in the USA!

**School life**  
If you take part in our exchange programme, you'll experience what's unique about an American high school! On a typical day, you might travel to school by yellow school bus, then chat with friends while you put away your coat and lunch in your 4) ..... (lock). You'll then have around five hours of classes! You'll get a report card about twice a year. Your grades will depend on your 5) ..... (perform) in class discussions, homework and projects.

**Sports and extra-curricular activities**  
Sporting activities are a major part of high school life, and your school will expect you to participate! Of course, there's cheerleading and 'football', but other popular sports include soccer<sup>1</sup>, basketball and baseball. If you're not the 6) ..... (sport) type, there are also many other things to do such as join the school newspaper, the debating club or the 'prom' committee. The prom is a special dance for seniors at the end of the school year.

• 5 or 10-month programmes • Live with an American host family  
<sup>1</sup>contact sport similar to rugby <sup>2</sup>the American name of football

### USA SCHOOL SYSTEM

Kindergarten (age 5)  
Elementary School Grades 1-6 (ages 6-12)  
Junior High School/Middle School Grades 7 & 8 (ages 12-14)  
Senior High School Grades 9-12 (ages 14-18)  
ninth graders = freshmen  
tenth graders = sophomores  
eleventh graders = juniors  
twelfth graders = seniors

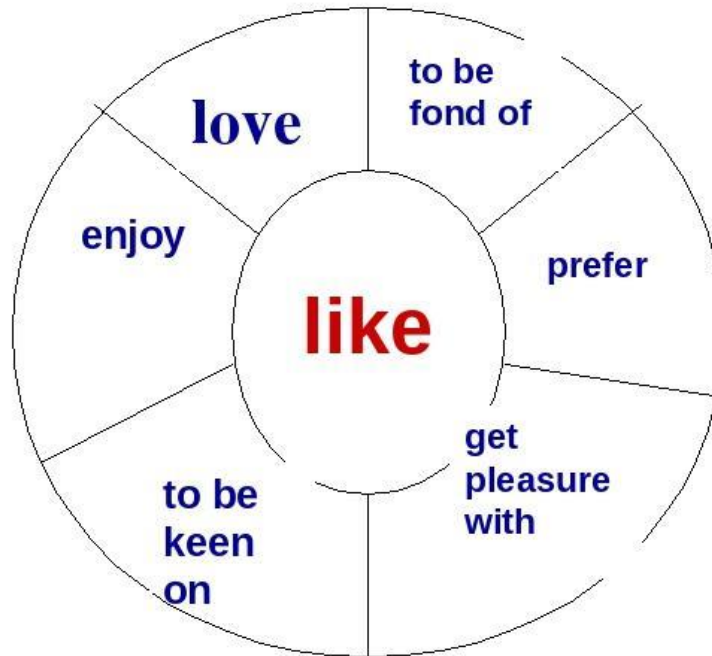
3 a Form cognates from the words in brackets to make them match the contents of the text grammatically and lexically. Compare with your partner. Listen and check.  
b Explain the underlined words/phrases. Are there any words which are the same/similar in your language?

4 Would you like to spend a year in an American senior high school? What would you like/not like? Discuss.  
▶ A: *Would you like to spend a year at an American senior high school?*  
B: *I don't know. I...*

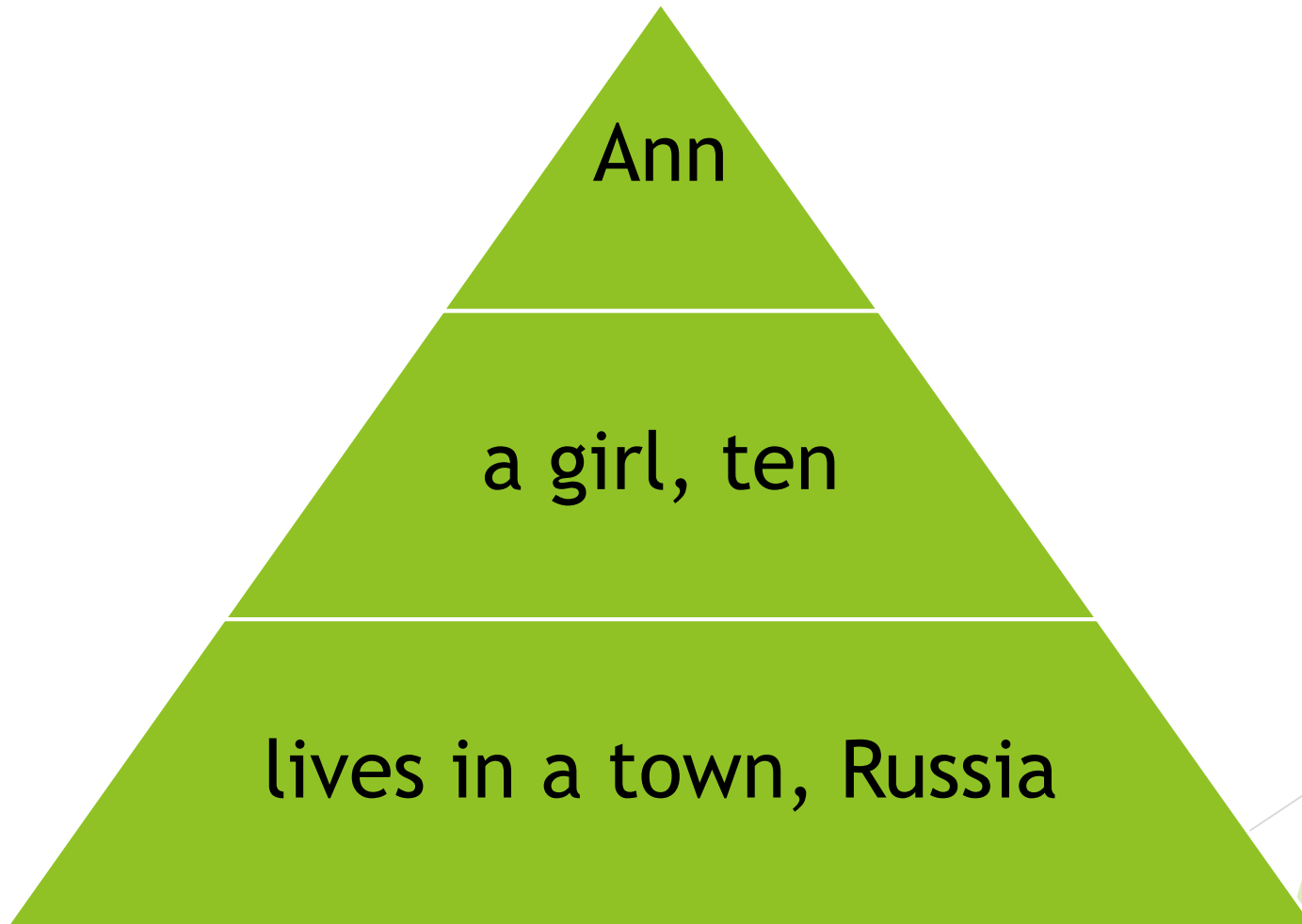
5 **Portfolio:** Work in groups. Design a leaflet inviting students from abroad to spend a year at your school. Write about: *subjects, a typical day at school, sports & extra-curricular activities.*

57

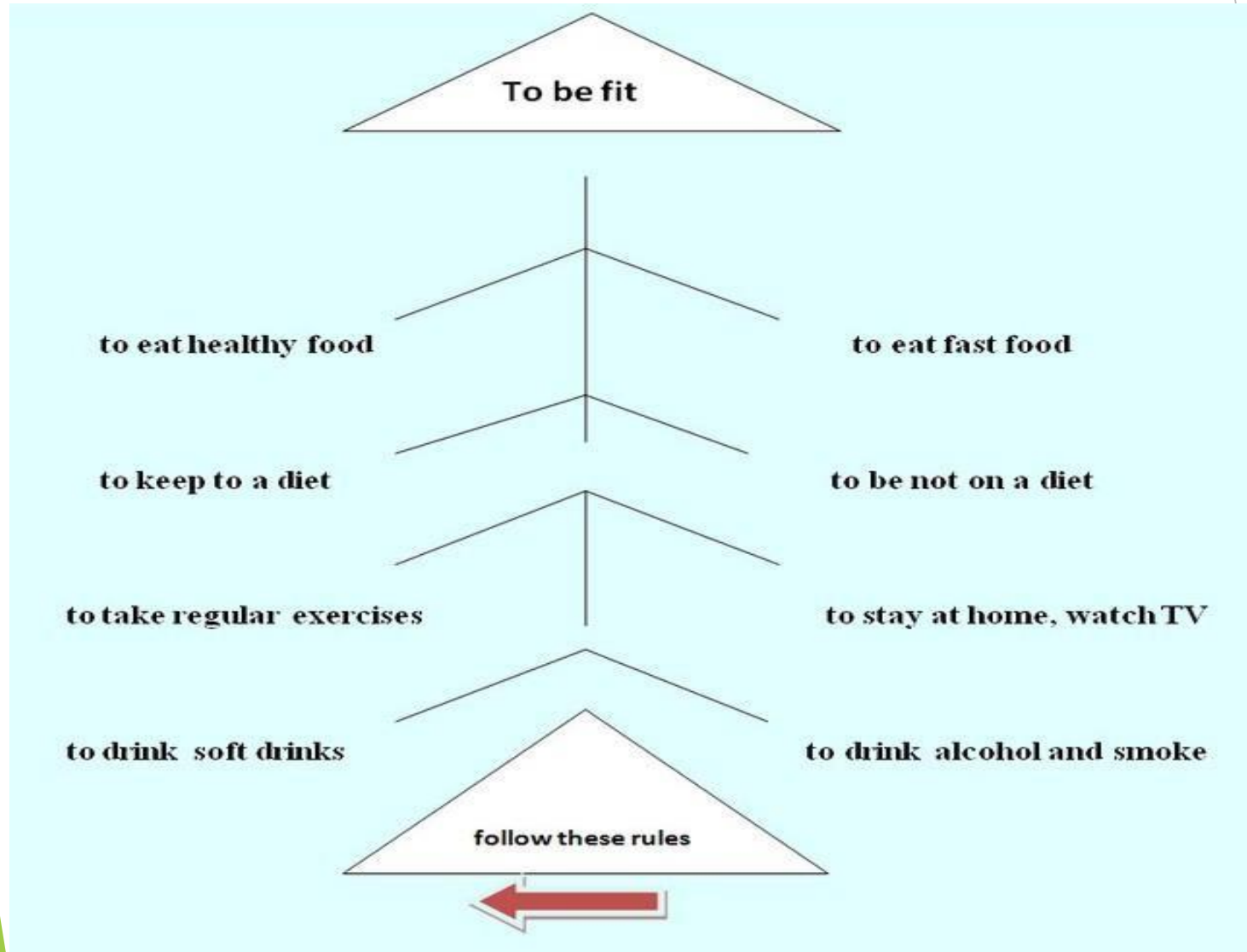
# *Концептуальное колесо*



# «Пирамида»



# Приём «Фишбоун». Установление причинно-следственных взаимосвязей между объектом анализа и влияющими на него факторами, совершение обоснованного выбора



# «Кластер», «Ассоциация»

- ▶ Обучающимся предлагается прочитать заголовок текста и ответить на вопросы: «О чём может пойти речь в тексте? Какая ассоциация у вас возникает, когда вы слышите слово...? Из какого источника могла быть взята эта информация?» Прием «Кластер». Обучающимся предлагается составить диаграмму, на основе прочитанного текста. Например, с учениками 5 класса, после прочтения текста из учебника «International Summer School» мы составляли кластер «Что могут и не могут делать ученики в данной школе», представленный на рисунке 7.





# Список литературы и интернет-ресурсов

- ▶ [lyazyki.prosv.ru](http://lyazyki.prosv.ru)
- ▶ [kopilkaurokov.ru](http://kopilkaurokov.ru)
- ▶ [eduportal.ru](http://eduportal.ru)
- ▶ Учебники линейки Spotlight

# CREATE!



*Thank you for your  
attention!*