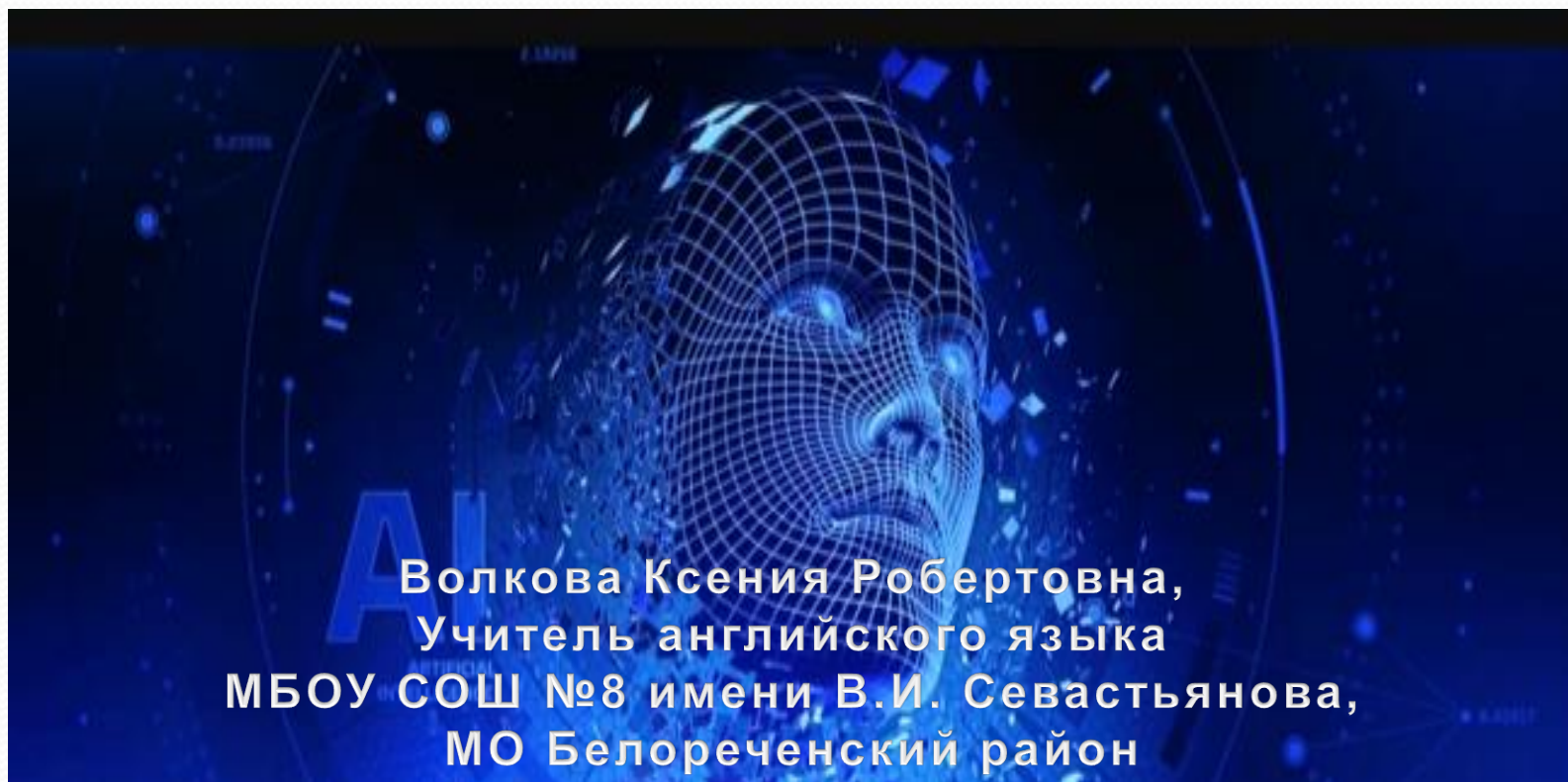


Использование технологий искусственного интеллекта как способ мотивации учащихся на уроках английского языка



**Волкова Ксения Робертовна,
Учитель английского языка
МБОУ СОШ №8 имени В.И. Севастьянова,
МО Белореченский район**

«Искусственный интеллект не является ни добром, ни злом. Это инструмент. Это технология, которую мы можем использовать»

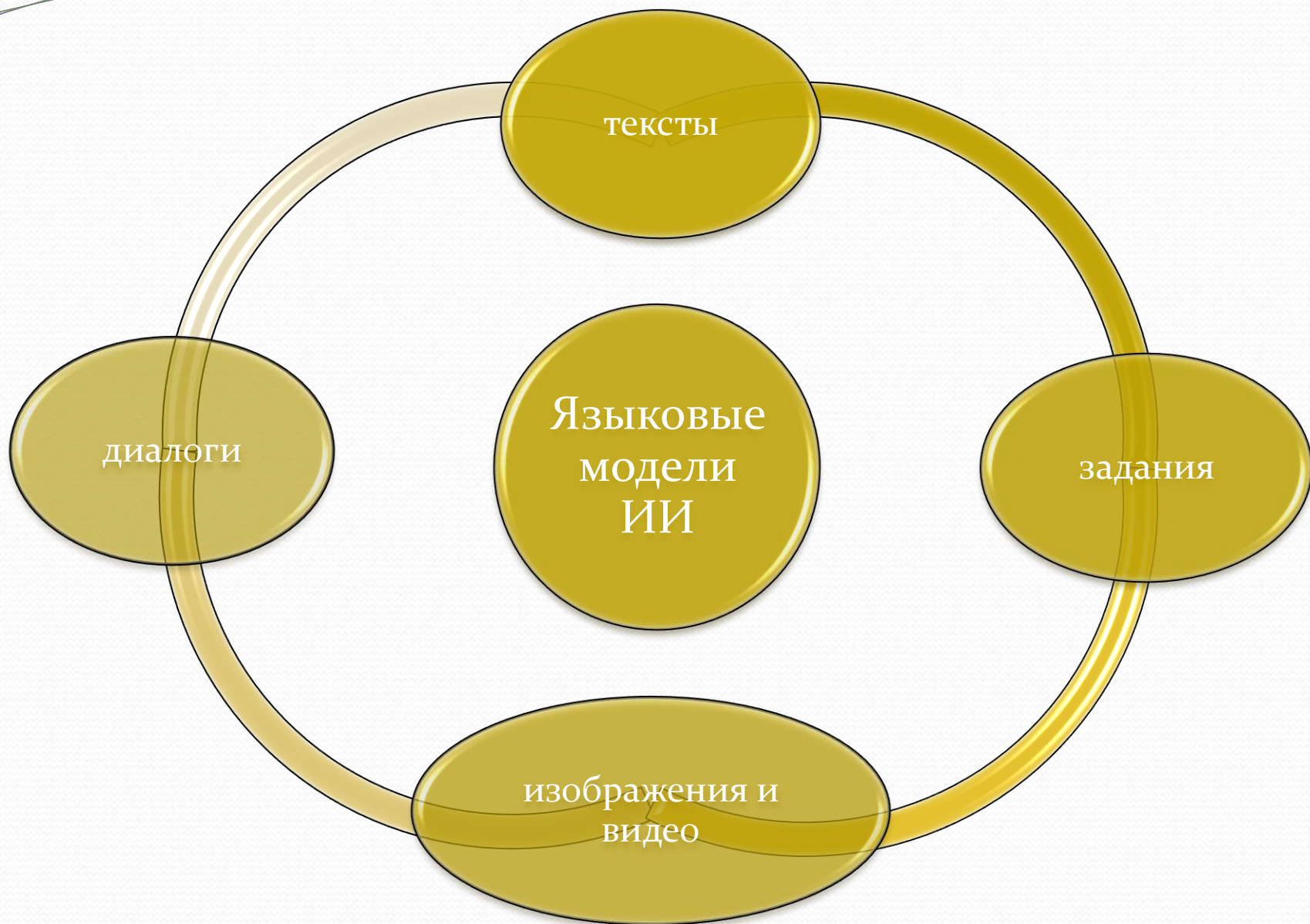
Орен Эциони

В современном мире искусственный интеллект проникает во все сферы образования, и английский язык не исключение.

Использование искусственного интеллекта (ИИ) на уроках английского языка – это новые возможности для обучения.

Задачи:

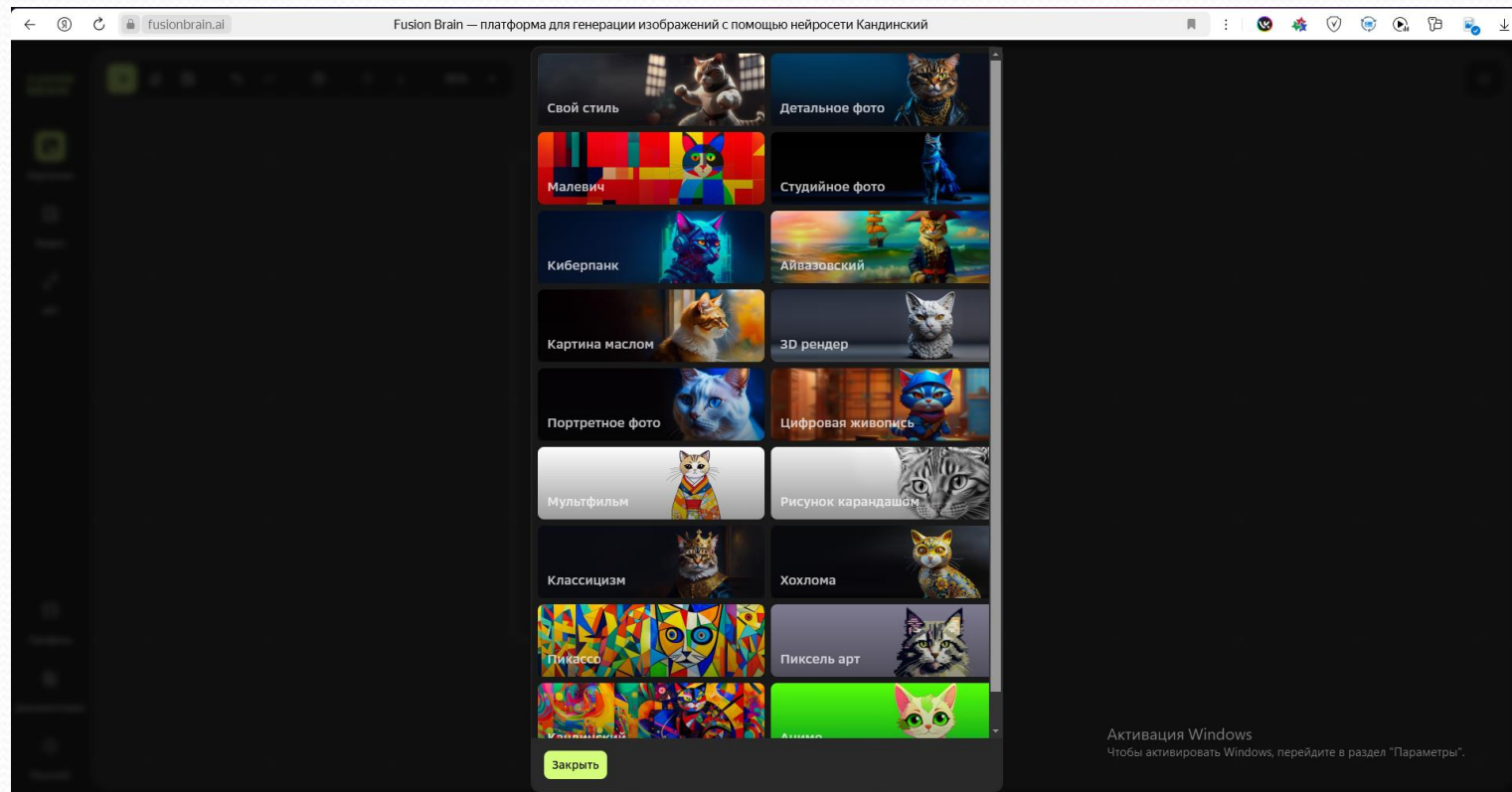
- повышение эффективности обучения, мотивации учащихся;
- развитие различных языковых навыков (лексических, грамматических, аудирования, говорения);
- развитие у учащихся навыков самостоятельной работы, критического мышления и работы с цифровыми технологиями;



Нейросеть Кандинский

<https://fusionbrain.ai/>

The screenshot shows the Fusion Brain AI web interface. At the top, the browser address bar displays "fusionbrain.ai" and the page title "Fusion Brain — платформа для генерации изображений с помощью нейросети Кандинский". The interface features a dark theme with a grid background. On the left, a sidebar contains navigation options: "Картинки", "Видео", "API", "Профиль", "Документация", and "Русский". The main workspace has a top toolbar with icons for adding, editing, undo, redo, refresh, delete, download, and a zoom level of 90%. A central canvas is outlined with a green border, and above it, a dropdown menu shows aspect ratios: "1024x1024", "1:1", "16:9", "9:16", "3:2", and "2:3". At the bottom of the canvas, a prompt box contains the text: "Промпт: Негативный промпт: Стиль: Нарисованный кистью и красками рисунок природы, море, горы, сосны, спокойные цвета". To the right of the prompt are "Сбросить" and "Генерировать" buttons. In the bottom right corner, a Windows watermark reads: "Активация Windows. Чтобы активировать Windows, перейдите в раздел 'Параметры'."




Spotlight 3

Describe Poggo


3 This is Poggo! Look and say.



Portfolio: Tell about your or your friend's pet.



Portfolio: Tell about your or your friend's pet.



Spotlight 7

Look at the characters.

Choose one of them and describe.

3 Who's who?

Alice

the Duchess

Scrooge

Bob Cratchit

Dorothy

the Wicked Witch

Peter Pan

Captain Hook

Vocabulary

◆ Appearance

1 🗣️ Look at the characters. Which books are they from? Listen and check.

Reading & Listening

3 a) Read the first exchange in the dialogue. Where are Clara and Fiona: at the theatre? at a party? Which characters in Ex. 1 were in the play? Listen, read and check.

Clara: Your school play was exciting, Fiona

*Look at the characters.
Choose one of them and describe.*



Промпт Негативный промпт Стил

Сбросить

"Alice in Wonderland" is short and slim with long straight fair hair. She has got big a pretty face with blue eyes, a small nose and freckles




Промпт Негативный промпт Стил

Сбросить


the wicked witch -is a cruel skinny old woman with grey hair and an ugly face wearing scruffy clothes



*Look at the characters.
Choose one of them and describe.*



Portfolio: Write a short paragraph about your favourite character in a book.



Использование видео и анимации

The screenshot shows the Fusion Brain web interface. At the top left is the logo "FUSION BRAIN". Below it is a sidebar with navigation icons for "Картинки" (Images), "Видео" (Video), and "API". The main area features a large black video player with a play button and a "00:00 | 00:00" timer. Below the player are controls for "Модель" (Model) set to "Анимация" and "Размер" (Size) set to "1:1 (640 x 640)". A prominent green button on the right says "Создать анимацию" (Create animation) with a subtext "Время генерации ~ 3 минуты" (Generation time ~ 3 minutes). The bottom section contains two scene cards: "Сцена 1 - 4 секунды" with the prompt "Человек в скафандре играет на гитаре, очень подробная иллюстрация, полноцветная иллюстрация." and "Сцена 2 - 4 секунды" with "Автомобиль движется по дороге от моря к горам." Below these are camera direction controls and a grid of image thumbnails. A "Добавить сцену" (Add scene) button is also present. In the bottom right corner, a Windows activation watermark reads "Активация Windows. Чтобы активировать Windows, перейдите в раздел 'Параметры'."

fusionbrain.ai Fusion Brain — платформа для генерации изображений с помощью нейросети Kandinsky

Сообщить об ошибке Справка

FUSION BRAIN


Картинки

Видео

API

Профиль

Документация



00:05 | 00:05

Модель: Видео

Размер: 1:1 (512 x 512)

My bedroom is great! It's very big and there is a lot of furniture in it. I've got a small bed, a desk, a chair, a wardrobe and a bookcase. The bed is in front of the wardrobe. My desk is under the window. There's a big poster behind my bed. There's a computer and a lamp on my desk and I've got books in the bookcase next to my desk. I haven't got a TV but I've got a CD player.





Модель: Анимация

Размер: 1:1 (640 x 640)

Сцена 1 • 4 секунды

Sasha is 12 years old. She is tall and plump. She's got black hair, green eyes and a small nose. She's very cool. She is playing guitar.





Направление камеры ← →

Сцена 2 • 4 секунды

Sasha is 12 years old. She is tall and plump. She's got black hair, green eyes and a small nose. She likes cooking. Sasha often cooks biscuits.

Направление камеры ← →

Spotlight 5

Portfolio: Make a short description of your best friend

4 Who's who?

Famous Pairs

Vocabulary
◆ Appearance


1 a) Match the descriptions to the characters. List the words from the descriptions under the headings:

Facial features **Height** **Hair** **Build**


- 1 He's short and plump with a big mouth and a big nose.
- 2 He's tall and fat with red hair and a red moustache.
- 3 He's short with fair hair, big eyes, a big nose and a moustache.
- 4 She's short and thin with red hair, a small nose and a small mouth.
- 5 He's tall and thin with long ears and a big nose.
- 6 She's tall and thin with long brown hair.

b) 😊 Choose one of the characters in the pictures. Your partner asks you five Yes/No questions to find who the character is.

▶ A: *Is he tall?* | A: *Has he got red hair?*
B: *Yes, he is./No, he isn't.* | B: *Yes, he has./No, he hasn't.*



Fred & Wilma Flintstone



Quasimodo & Esmeralda



Spotlight 5

Portfolio: Describe your bedroom

3

C

My bedroom



Peter's bedroom

Grammar Grammar Reference

◆ Prepositions of place

1 a) 🗣️ Look, listen and repeat.


in


on


under


behind


next to


in front of

b) 😊 Look at Peter's bedroom. Ask and answer.

▶ A: Where's the football?
B: It's under the bed. Where are the books?
A: They're ...

Reading

2 Read the title. Think of six words you expect to find in the text. Listen, read and check.

My bedroom

by Ann Smith

What's your bedroom like? My bedroom is great! It's very big and there is a lot of furniture in it. Everything is blue in my bedroom and I call it the blue room. I've got a small bed, a desk, a chair, a wardrobe and a bookcase. The bed is in front of the wardrobe. My desk is under the window. There's a big poster behind my bed. There's a computer and a lamp on my desk and I've got books in the bookcase next to my desk. I haven't got a TV but I've got a CD player. I like my bedroom very much.

3 Read the description again and draw the plan of the bedroom.

Everyday English

◆ Asking about location

4 😊 Ask questions about your partner's bedroom.

▶ A: Is there a desk in your bedroom?
B: Yes, there is.
A: Where exactly is it?
B: It's under the window next to my bed.

Study skills

Starting your writing
You can start your piece of writing with a question. This makes the reader want to continue reading.

Writing (a paragraph about your bedroom)

5 **Portfolio:** Write a paragraph describing your bedroom (30-50 words). Use Ex. 2 as a model.



Использование аудиодорожки

STEOS

<https://voice.steos.io/>

The screenshot displays the STEOS Voice web application interface. The browser address bar shows the URL `voice.steos.io`. The page title is "Voice".

Navigation and Search:

- Left sidebar: S T E O S, Voice, Галерея голосов, **Проекты**, Voice LAB, API.
- Top right: + Создать, 9.47.
- Search bar: Поиск.

Project List:

- Sort by: Сортировать по: Дате создания (Сначала новые).
- Project 1: **ПРОСТОЙ: ТЕКСТ** | О ПРОЕКТЕ. Card image: Katniss, Describing appearance. 2 users.
- Project 2: **ПРОСТОЙ: АУДИО** | О ПРОЕКТЕ.

Footer:

- Создать новый проект (Alt + N)
- Активация Windows: Чтобы активировать Windows, перейдите в раздел "Параметры".

Bottom Left:

- Обратная связь (Feedback button).

voice.steos.io Voice

S T E O S

Галерея голосов

Ибранное Pro New Чарт Подборки 8.16

Сортировать по: Количеству лайков (Убывание)

Поиск

Тип подборки: Official Community

Dictor voices Official
Voices of professional dubbing actors, as well as beautiful and charismatic voices
1K 788K 645M +53

The Witcher Official
A set of voices from the game beloved by many "the Witcher"
533 206K 140M +18

Rusi vs Yascheri Official
A set of voices from meme
488 87K 36M +11

S.T.A.L.K.E.R. Official
A set of voices from the game beloved by many "S.T.A.L.K.E.R."
370 215K 89M +10

Genshin Impact Official
A set of voices from the game beloved by many "Genshin Impact"
368 111K 28M +23

Team Fortress 2 Official
A set of voices from the game beloved by many "Team Fortress 2"
332 43K 13M +5

Обратная связь

Активация Windows. Чтобы активировать Windows, перейдите в раздел "Параметры".

Projects

Voice LAB

API

Replicas



1 Fairy Go...

She was born in 1990. She is an actress. She is very beautiful. She is tall and thin with fair, straight hair and blue eyes. She is funny, talkative, and energetic. She loves horses and horse riding. She played Katniss. Who is she?

232/1K



2 Judy Ho...

She is a famous American singer, songwriter and actress. Her real name is Stefani Joanne Angelina Germanotta. She is 49. She's good-looking. She has got blond hair, brown eyes and a long nose. Her favourite colour is light purple. She is very extraordinary. Her most popular songs are "Just dance" and "Poker face". Who is she?

327/1K



3 Peko Pe...

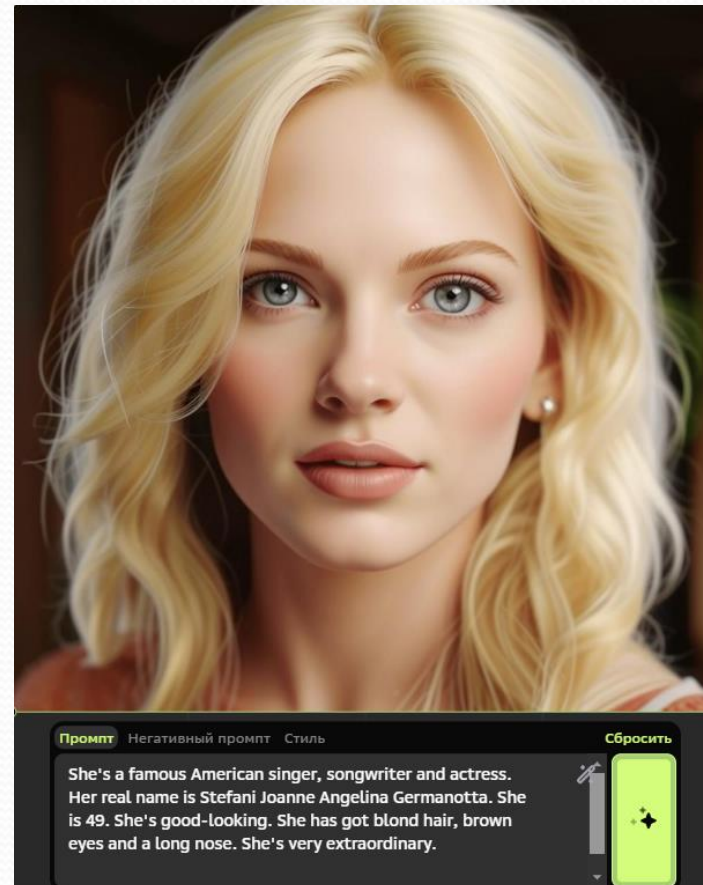
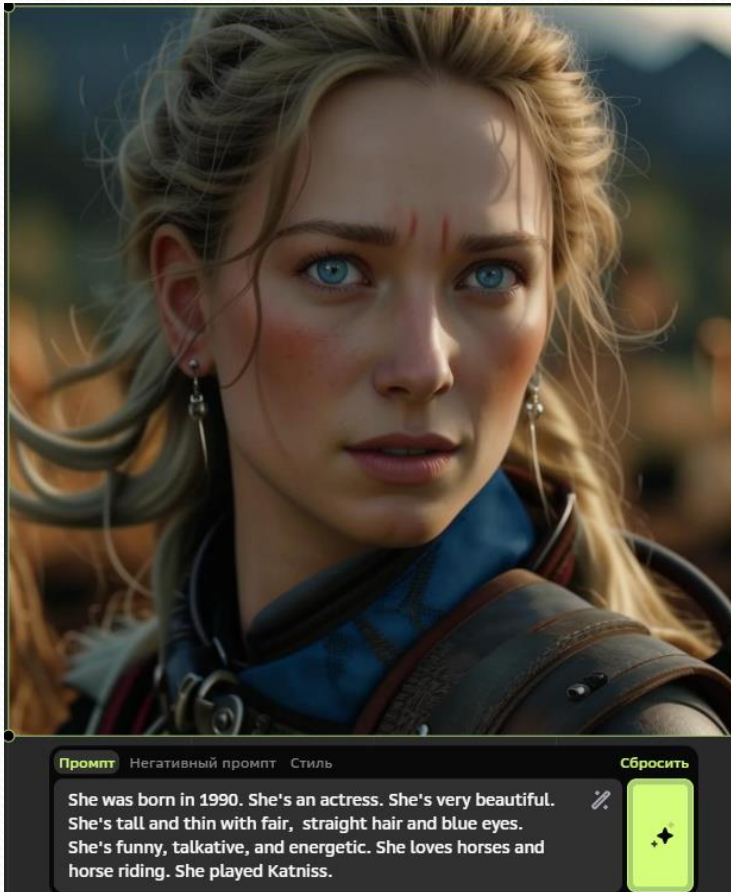
She was born in 1975. She is an actress. She's beautiful. She is tall and thin with long dark hair and green eyes. She is energetic and generous. She likes travelling and seeing different parts of the world. She played Lara Croft. Who is she?

244/1K

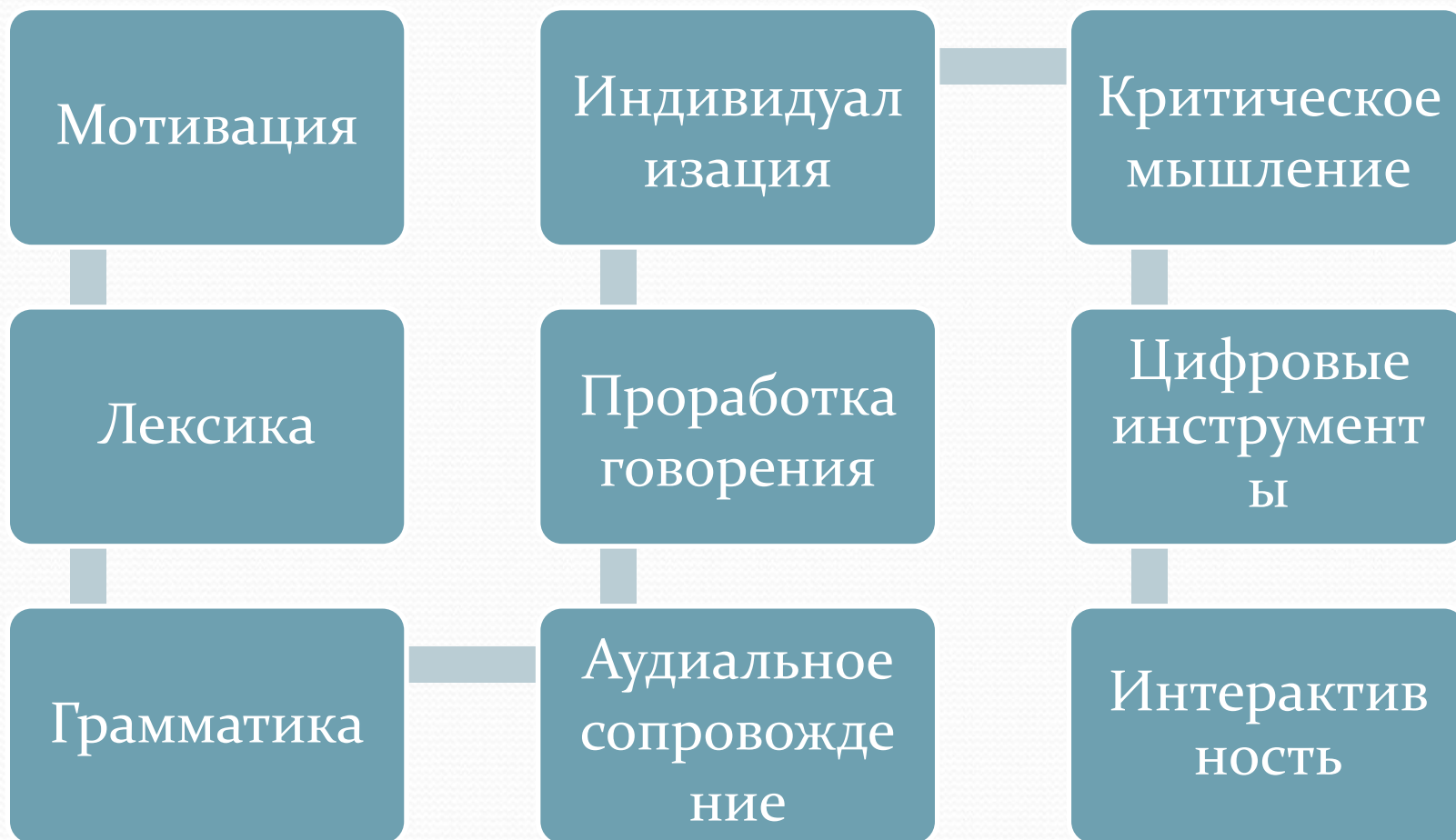


Create a new replica (Alt + N)

Use the words/phrases from the table to present a famous person to the class.



Результаты




После применений ИИ на уроках можно смело говорить о повышении мотивации учащихся к изучению английского языка. Сгенерированные задания, включающие изображения, аудио и видео, представленные в форме интерактивных уроков и игр оказались более привлекательными и способны увлечь и заинтересовать учащихся, нежели традиционные формы обучения.

Таким образом, нейросети предоставляют широкий спектр инструментов и возможностей для создания новых форм обучения, которые могут значительно улучшить эффективность образовательного процесса и помочь студентам достичь лучших результатов.

Источники

- «Искусственный интеллект и обучение в школе: ответ на современные вызовы», статья из журнала, автор Долгая О.И.
<https://cyberleninka.ru/article/n/iskusstvennyy-intellekt-i-obuchenie-v-shkole-otvet-na-sovremennye-vyzovy/viewer>
- «Возможности искусственного интеллекта при обучении иностранным языкам», статья из журнала, авторы Ощепкова Н.А., Луговая А.В.
<https://scipress.ru/philology/articles/vozmozhnosti-iskusstvennogo-intellekta-pri-obuchenii-inostrannym-yazykam.html>
- «Применение нейросетей при обучении лексики и грамматики на уроках английского языка школьников среднего звена», статья из журнала, автор Пугачёва А.С.
<https://www.teacherjournal.ru/categories/13/articles/3275>
- «Использование искусственного интеллекта на уроках английского языка», статья-публикация, автор Сафина Р.Т.
<https://infourok.ru/ispolzovanie-iskusstvennogo-intellekta-na-urokah-anglijskogo-yazyka-7224126.html>



СПАСИБО
ЗА
ВНИМАНИЕ!